

**TECHNICAL MANUAL**

**ORGANIZATIONAL MAINTENANCE REPAIR PARTS  
AND SPECIAL TOOLS LIST  
FOR  
COMMUNICATIONS CENTRAL  
AN/ASC-15A(V)1 (NSN 5895-01-040-9660)  
AND  
ANIASC-15A(V)2 (NSN 5895-01-040-9661)**

---

**HEADQUARTERS, DEPARTMENT OF THE ARMY  
25 AUGUST 1983**



**ORGANIZATIONAL MAINTENANCE REPAIR  
PARTS AND SPECIAL TOOLS LIST  
FOR  
COMMUNICATIONS CENTRAL  
ANIASC-15A(V)1 (NSN 5895-01-040-9660)  
AND  
ANIASC-15A(V)2 (NSN 5895-01-040-9661)**

Current as of 7 March 1983

**REPORTING ERRORS AND RECOMMENDING IMPROVEMENTS**

You can help improve this manual. If you find any mistakes or if you know of a way to improve the procedures, please let us know. Mail your letter, DA Form 2028 (Recommended Changes to Publications and Blank Forms), or DA Form 2028-2 located in back of this manual direct to: Commander, US Army Communications-Electronics Command and Fort Monmouth, ATTN: DRSEL-ME-MP, Fort Monmouth, NJ 07703. In either case, a reply will be furnished direct to you.

**Table of Contents**

Section	Page	Illus Figure
I. Introduction .....	1	
II. Repair Parts List .....	5	
Group 00 Communications Central AN/ASC-15A(V)1 and ANIASC-15A(V)2 .....	5	1
01 Base Plate Assembly (Lower).....	7	2
0101 Mounting Assembly MT-3664/ARC-131 (See TM 11-5820-670-20P for parts)		
0102 Mounting Plate Assembly (Lower).....	7	2
02 Base Plate Assembly (Upper) (V1 only).....	9	3
03 Box Assembly (Interphone Junction) (No parts authorized).....		
04 Cable Assembly Rf (ARC-164 Coax) No parts authorized).....		
05 Cable Assembly (Power and Control) (No parts authorized).....		
06 Cable Assembly (Junction Box) (No parts authorized).....		
07 Control Cable Assembly (FM-1 and FM-2, ARC-131 and KY-28) (No parts authorized)		
08 Control Cable Assembly (FM-3, ARC-131 and KY-28) (No parts authorized).....		
09 Secure Retransmission Wire Harness Assembly (No parts authorized).....		
10 Cable Assembly, Control (No parts authorized).....		
11 Cable Assembly (Station 1-6) (No parts authorized).....		
12 Cable Harness Assembly (Station 1-6) (No parts authorized).....		
13 Security Device TSEC/KY-28 (No parts authorized).....		
14 Connector and Cover Assembly KY-28 (No parts authorized).....		
1401 Bracket Assembly (No parts authorized).....		
1402 Cable Assembly (No parts authorized).....		
15 Control Indicator C-8157/ARC (See TM 11-5821-555-23P for parts).....		
16 Control, Intercommunications Set C-1611( )/AIC (See TM 11-5831-201-20P for parts)		
17 Frame Assembly V1 and V2.....	15	4
1701 Adapter, Power Supply U-383( )VR (See TM 11-5805-552-15P for parts) ....		
18 AN/ASC-15A(V)1 and AN/ASC-15A(V)2 Installation Kit UH-1D/H (No parts authorized)		
1801 Cable Assembly (Coax) (No parts authorized).....		
1802 Cable Assembly (Coax) (No parts authorized).....		
1803 Cable Assembly (Coax) FM-1, FM-2, FM-3 (No parts authorized).....		

\*This manual supersedes TM 11-5821-285-20P, 10 January 1983.

	1804 Control Coupler Cable FM-1, FM-2, FM-3 (No parts authorized).....	
	1805 Power Cable Assembly (No parts authorized).....	
	1806 "Y" Cable Assembly I(Console to UH-1D) (Intercom) (No parts authorized)...	
	19 Repeater Mount Assembly (No parts authorized) .....	
	20 Radio Set AN/ARC-131 (FM-1, FM-2, FM-3) (See TM 11-5820-670-20P for parts)	
	21 Radio Receiver Transmitter RT-1167/ARC-164(V) (See TM 11-5821-311-20P for parts)	
	22 Repeater Shock Mount Assembly (No parts authorized) .....	
	2201 Cable Assembly (Repeater Shockmount) (No parts authorized) .....	
	23 Regenerative Receiver TSEC/HYL-3 (See TM 11-5810-247-12P for parts).....	
	24 Radio Junction Box Assembly (No parts authorized) .....	
	2401 Audio Pad Assembly (No parts authorized).....	
	25 AN/ARC-51 Coax Cable (No parts authorized) .....	
	26 Radio Set AN/ARC-51BX (V2 only) (See TM 11-5820-518-20P for parts) .....	
Section III.	Special Tools List (Not applicable) .....	
Section IV.	National Stock Number and Part Number Index .....	16

**SECTION I  
INTRODUCTION**

**1. Scope**

This manual lists spares and repair parts; special tools; special test, measurement, and diagnostic equipment (TMDE), and other special support equipment required for performance of organizational maintenance of the AN/ASC-15A(V)1 & 2. It authorizes the requisitioning and issue of spares and repair parts as indicated by the source and maintenance codes.

**2. General**

This Repair Parts and Special Tools List is divided into the following sections:

- a. Section II. Repair Parts List. A list of spares and repair parts authorized for use in the performance of maintenance. The list also includes parts which must be removed for replacement of the authorized parts. Parts lists are composed of functional groups in numeric sequence, with the parts in each group listed in figure and item number sequence.
- b. Section III. Special Tools List. Not applicable.
- c. Section IV. National Stock Number and Part Number Index. A list, in National item identification number (NIIN) sequence, of all National stock numbers (NSN) appearing in the listings, followed by a list, in alphameric sequence, of all part numbers appearing in the listings. National stock numbers and part numbers are cross-referenced to each illustration figure and item number appearance.

**3. Explanation of Columns**

a. Illustration. This column is divided as follows:

- (1) Figure number. Indicates the figure number of the illustration on which the item is shown.
- (2) Item number. The number used to identify item called out in the illustration.

b. Source, Maintenance, and Recoverability (SMR) Codes.

(1) Source code. Source codes indicate the manner of acquiring support items for maintenance, repair, or overhaul of end items. Source codes are entered in the first and second positions of the Uniform SMR Code format as follows:

Code	Definition
PA -	Item procured and stocked for anticipated or known usage.
PD -	Support item, excluding support equipment, procured for initial issue or outfitting and stocked only for subsequent or additional initial issues or outfittings. Not subject to automatic replenishment.

- AF -Item to be assembled at direct support maintenance level.
- XB - Item is not procured or stocked. If not available through salvage, requisition.

**NOTE**

Cannibalization or salvage may be used as a source of supply for any items source coded above except those coded XA and aircraft support items as restricted by AR 700-42.

(2) Maintenance code. Maintenance codes are assigned to indicate the levels of maintenance authorized to USE and REPAIR support items. The maintenance codes are entered in the third and fourth positions of the Uniform SMR Code format as follows:

- (a) The maintenance code entered in the third position will indicate the lowest maintenance level authorized to remove, replace, and use the support item. The maintenance code entered in the third position will indicate one of the following levels of maintenance:

Code	Application/Explanation
0 -	Support item is removed, replaced, used at the organizational level.

(b) The maintenance code entered in the fourth position indicates whether the item is to be repaired and identifies the lowest maintenance level with the capability to perform complete repair (i.e., all authorized maintenance functions). This position will contain one of the following maintenance codes:

Code	Application/Explanation
F -	The lowest maintenance level capable of complete repair of the support item is the direct support level.
D -	The lowest maintenance level capable of complete repair of the support item is the depot level.
L -	Repair restricted to designated specialized repair activity.
Z -	Nonreparable. No repair is authorized.

(3) Recoverability code. Recoverability codes are assigned to support items to indicate the disposition action on unserviceable items. The recoverability code is entered in the fifth position of the Uniform SMR Code format as follows:

Recoverability codes	Definition
Z -	Nonreparable item. When unserviceable, condemn and dispose at the level indicated in position 3.

Recoverability

- |       |  |
|-------|--|
| codes | Definition   |
| F     | - Repairable item. When uneconomically repairable, condemn and dispose at the direct support level.  |
| D     | - Repairable item. When beyond lower level repair capability, return to depot. Condemnation and disposal not authorized below depot level. |
| L     | - Repairable item. Repair, condemnation, and disposal not authorized below depot/specialized repair activity level.                        |
- c. National Stock Number. Indicates the National stock number assigned to the item and will be used for requisitioning purposes.
- d. Federal Supply Code for Manufacturer (FSCM). The FSCM is a 5-digit numeric code listed in SB 708-41/42 which is used to identify the manufacturer, distributor, or Government agency, etc.
- e. Part Number. Indicates the primary number used by the manufacturer (individual, company, firm, corporation, or Government activity), which controls the design and characteristics of the item by means of its engineering drawings, specifications, standards, and inspection requirements to identify an item or range of items.

**NOTE**

When a stock numbered item is requisitioned, the repair part received may have a different part number than the part being replaced.

- f. Description. Indicates the Federal item name and, if required, a minimum description to identify the item.
- g. Unit of Measure (U/M). Indicates the standard of the basic quantity of the listed item as used in performing the actual maintenance function. This measure is expressed by a two-character alphabetical abbreviation (e.g., ea, in, pr, etc). When the unit of measure differs from the unit of issue, the lowest unit of issue that will satisfy the required units of measure will be requisitioned.
- h. Quantity Incorporated in Unit. Indicates the quantity of the item used in the breakout shown on the illustration figure, which is prepared for a functional group, subfunctional group, or an assembly.

**4. Special Information**

a. Usable on codes are shown in the description column. Uncoded items are applicable to all models. Identification of the usable on codes used in this publication are:

Code	Used on
EZ3	AN/ASC-15A(V)1
EZ4	AN/ASC-15A(V)2

- b. Detailed assembly instructions for items

source coded to be assembled are found in TM 11-5821-285-12. Assembly components are listed immediately following the item to be assembled.

- c. The following publications pertain to the AN/ASC-15A(V)1 and 2 and their components:
- TM 11-1520-207-20P, Installation Items for Electronic Equipment in UH-1A, UH-1B, and UH-1D Helicopters
  - TM 11-1520-210-20, Electronic Equipment Configurations, Army Models UH-1D, UH-1H and EH-1H Helicopters
  - TM 11-1520-210-1, Electronic Equipment Configurations, Army Model UH-1H Helicopter (with SLAE)
  - TM 11-1520-210-20P, Electronic Equipment Configuration, Army Model UH-1D and UH-1H Helicopters
  - TM 11-1520-210-20P-1, Electronic Equipment Configuration, Army Model UH-1H Helicopter (with SLAE)
  - TM 11-1520-211-20, Electronic Equipment Configurations, Army Models UH-1B and UH-1C/M Helicopters
  - TM 11-5805-552-15P, Adapter, Power Supply U-383( )/VR
  - TM 11-5810-244-10, Communication Security Equipment TSEC/KY-28
  - TM 11-5810-244-12P, Communication Security Equipment TSEC/KY-28
  - TM 11-5810-244-20, Speech Security Equipment Airborne TSEC/KY-28
  - TM 11-5810-247-10, Communications Security Equipment TSEC/HYL-3
  - TM 11-5810-247-12P, Communications Security Equipment TSEC/HYL-3
  - TM 11-5820-518-20, Radio Sets AN/ARC-51X and AN/ARC-51BX
  - TM 11-5820-518-20P, Radio Sets AN/ARC-51X and AN/ARC-51BX
  - TM 11-5820-670-12, Radio Set AN/ARC-131
  - TM 11-5820-670-20P, Radio Set AN/ARC-131
  - TM 11-5821-244-12, Radio Set AN/ARC-54
  - TM 11-5821-244-20P, Radio Set AN/ARC-54
  - TM 11-5821-285-12, Communications Central AN/ASC-15
  - TM 11-5821-311-12, Receiver-Transmitter, Radio RT-1167/ARC-164(V)
  - TM 11-5821-311-20P, Receiver-Transmitter, Radio RT-1167/ARC-164(V)
  - TM 11-5831-201-20, Control, Intercommunication Set C-1611D/AIC and Discriminator, Discrete Signal MD-736/A
  - TM 11-5831-201-20P, Control, Intercommunication Set C01611D/AIC and Discriminator, Discrete Signal MD-736/A
  - TM 11-5895-555-23P, Control Indicator C-8157/ARC and Mounting MT-3802/ARC

(3) Third Identify the item on the illustration and note the illustration figure and item number of the item.

(4) Fourth. Using the Repair Parts Listing, find the figure and item number noted on the illustration.

b. When National stock number or part number is known.

(1) First. Using the Index of National Stock Numbers and Part Numbers, find the pertinent National stock number or part number. This index is in NIIN sequence followed by a list of part numbers in alphameric sequence, cross-referenced to the illustration figure number and item number.

(2) Second. After finding the figure and item number, locate the figure and item number in therepair parts list.

## 6. Abbreviations

Not applicable.

TM 11-5895-555-24, Control Indicator C-8157/ARC and Mounting MT-3802/ARC

d The illustrations in this manual are identical to those published in TM 11-5821-285-30P. Only those parts assigned the third position SMR maintenance code "C" or "O" are listed in the tabular listing; therefore, there may be a break in the item number sequence. Only illustrations containing organizational authorized items appear in this manual.

## 5. How to Locate Repair Parts

a. When National stock number or part number is unknown.

(1) First. Using the table of contents, determine the functional group within which the item belongs. This is necessary since illustrations are prepared for functional groups and listings are divided into the same groups.

(2) Second Find the illustration covering the functional group to which the item belongs.

(Next printed page is 4)

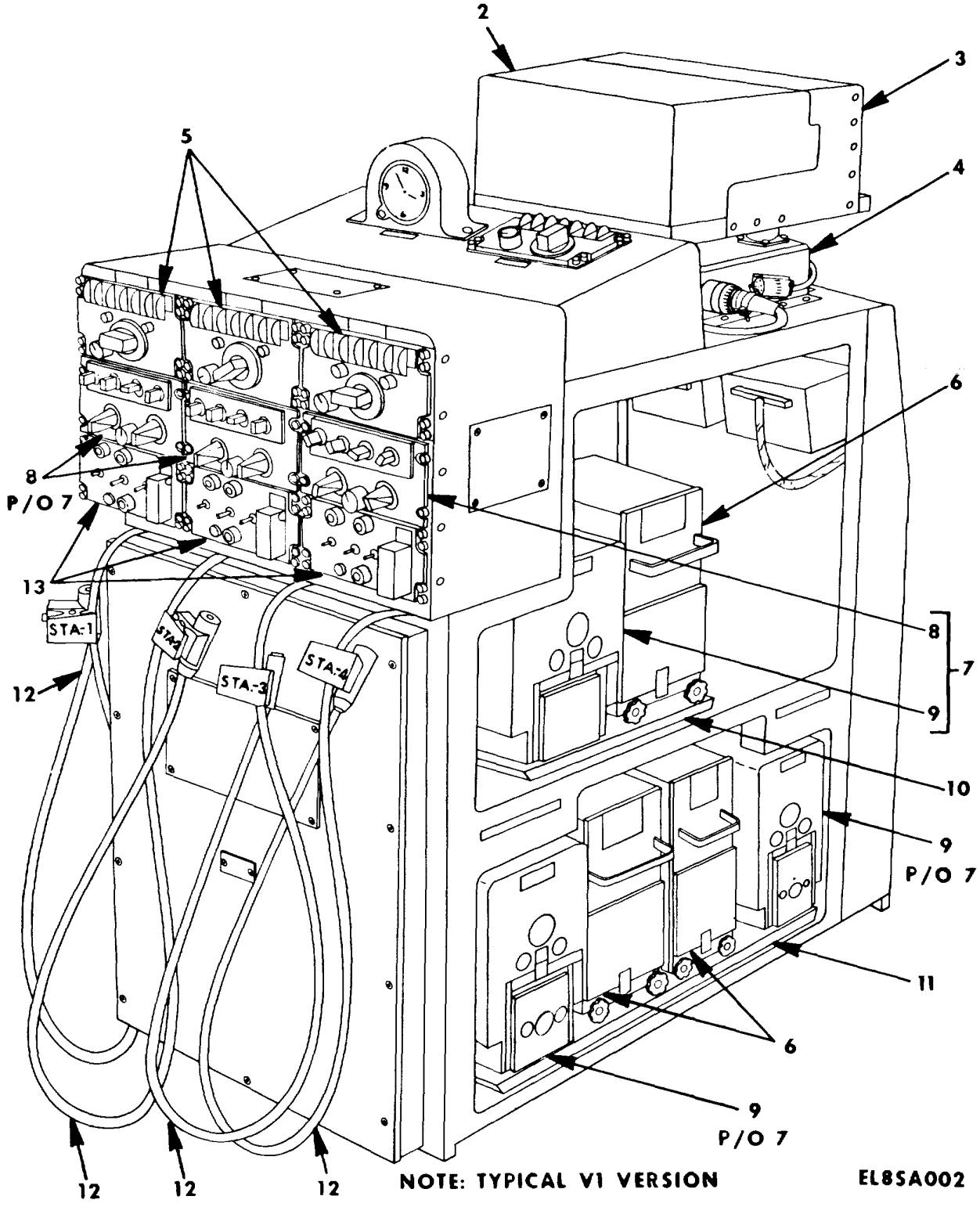
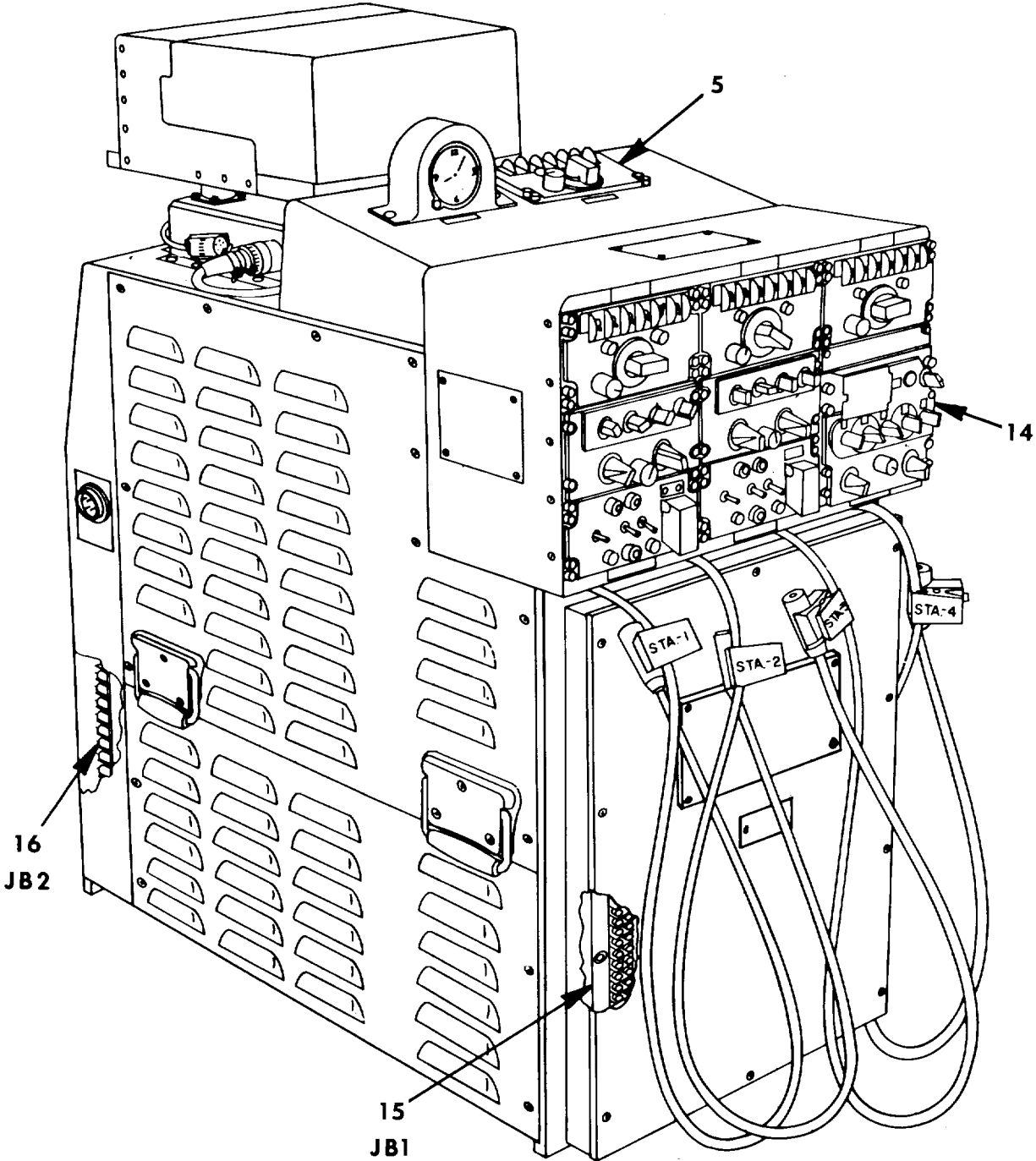


FIGURE 1. COMMUNICATIONS CENTRAL AN/ASC-15A(V)1 & 2. (SHEET 1 OF 5)



NOTE: TYPICAL (V)1 VERSION

EL85A004

FIGURE 1. COMMUNICATIONS CENTRAL AN/ASC-15A (V)1&2. (SHEET 2 OF 5)



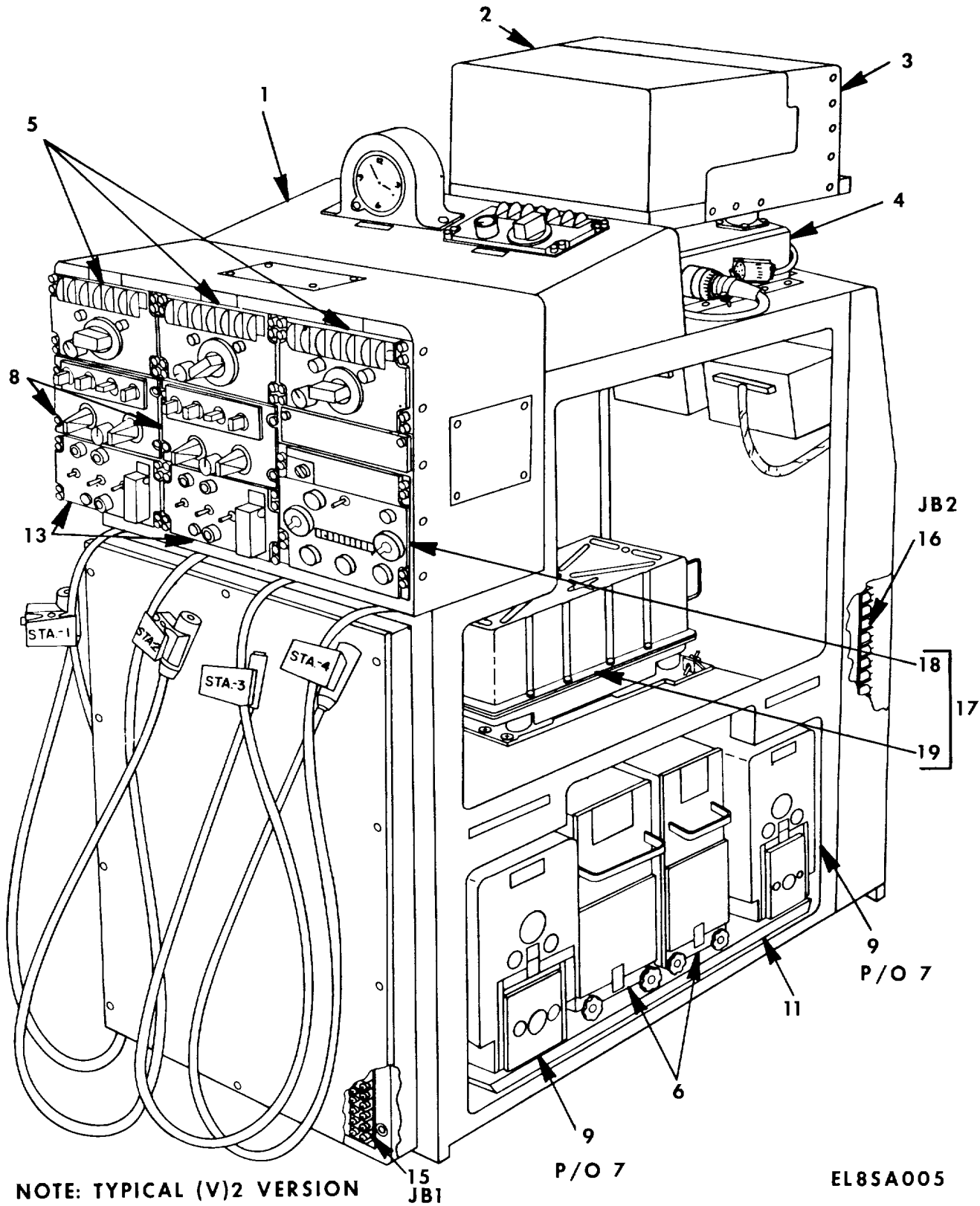
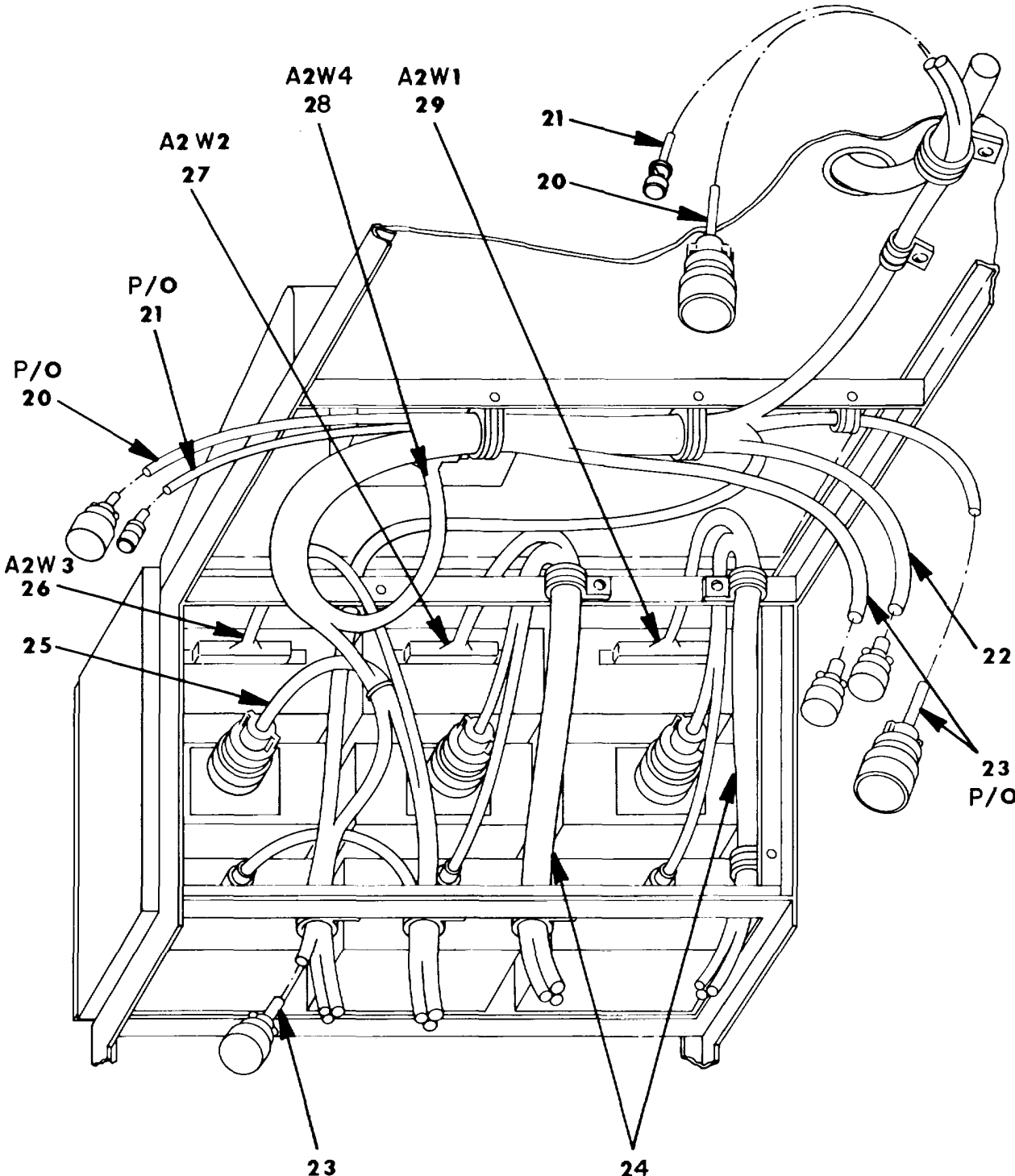


FIGURE 1. COMMUNICATIONS CENTER AN/ASC-15A (V)1&2. (SHEET 3 OF 5)



EL85A007

FIGURE 1. COMMUNICATIONS CENTRAL AN/ASC-15A(V)1 & 2. (SHEET 4 OF 5)

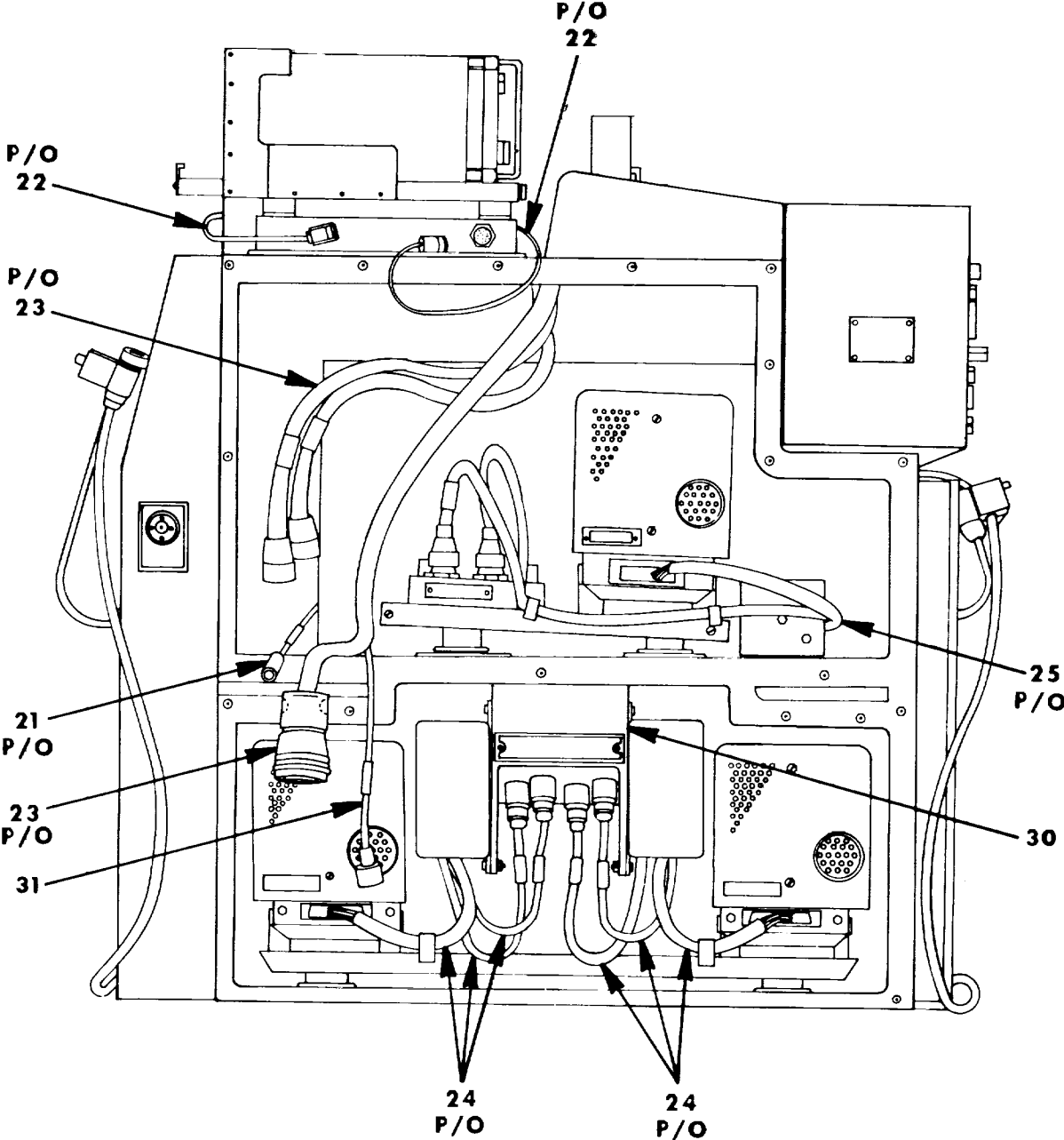
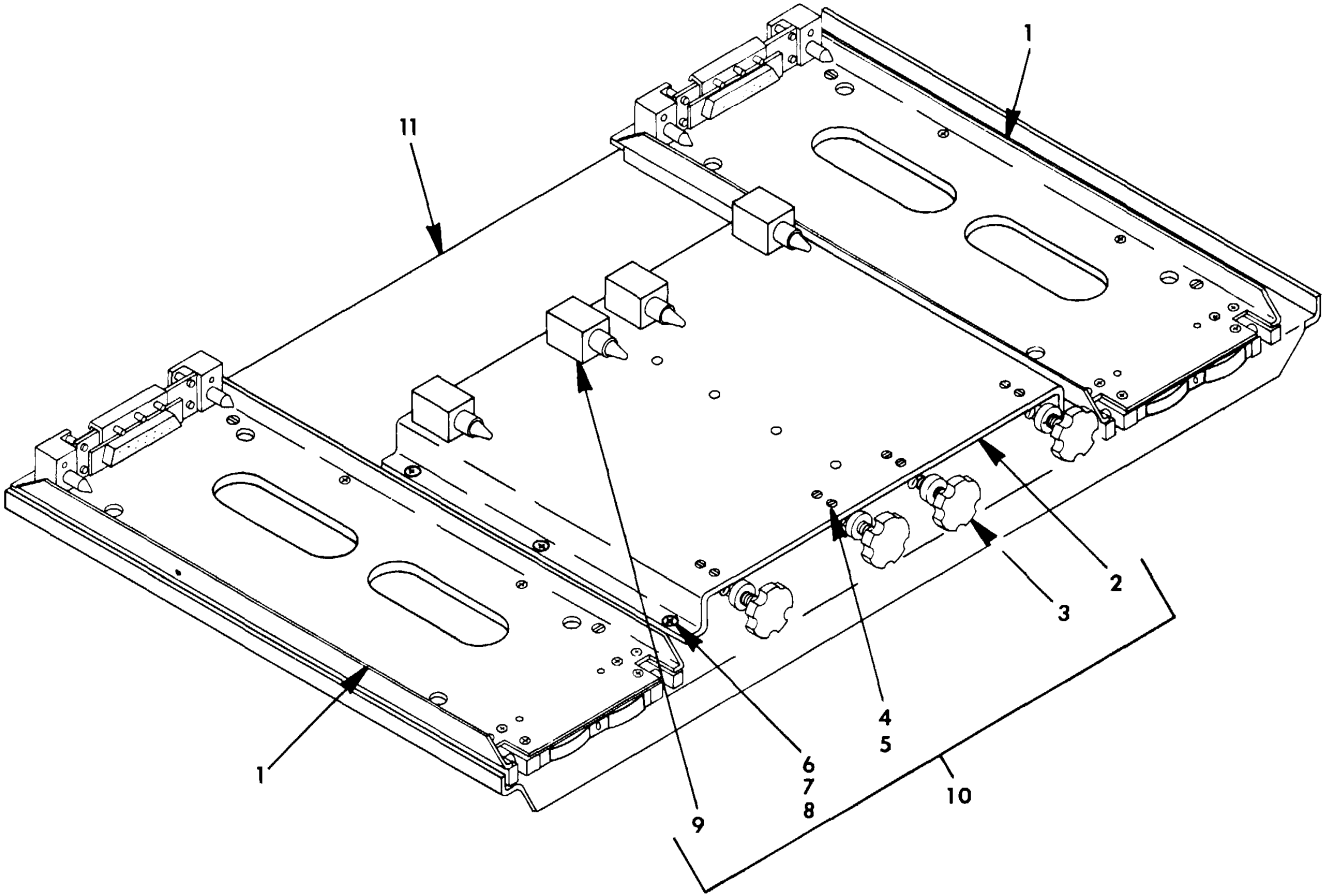


FIGURE 1 . COMMUNICATIONS CENTRAL AN/ASC-15A(V)1 & 2 . (SHEET 5 OF 5)

SECTION II

TM 11-5821-285-20P

(1) ILLUSTRATION		(2)	(3)	(4)	(5)	(6)	(7)	(8)
(a) FIG NO.	(b) ITEM NO.	SMR CODE	NATIONAL STOCK NUMBER	FSCM	PART NUMBER	DESCRIPTION  USABLE ON CODE	U/M	QTY INC IN UNIT
						GROUP 00 COMMUNICATIONS CENTRAL		
						AN/ASC-15AI(V112)		
1	2	PDODD	5810-00-877-8391	80058	HYL3TSEC	TACTICAL DIGITAL RE.....	EA	1
1	3	XBOFF		50063	SC-D-972653	MOUNT ASSY REPAIR SEE FIGURE 23 FOR PARTS	EA	1
1	5	PDDDD	5831-00-933-9822	80058	C1611DAIC	CONTROL, INTERCOMMUN .....	EA	6
1	6	PADLL	5810-00-919-4554	80058	TSEC/KY-28	TSECKY28 PHY-SEC-CL (C)..... EZ3	EA	3
1	7	PDDDD	5821-00-937-9614	80058	ANARC131	CONTROL, RADIO SET 3EA USED V1 2EA USED ON V2 .....	EZ4	EA 2
1	8	PAODD	5821-00-937-9614	80058	C7088/ARC-131	CONTROL, RADIO SET 3EA USED ON V1 2EA USED ON V2.....	EZ4	EA 2
1	9	PAODD	5821-00-581-1096	80058	RT823/ARC-131	RECIEVER TRANSMITTE 3EA USED ON V1 2EA USED ON V2.....	EZ3	EA 3
1	10	XBOFF		80063	SC-D-972582	BASE PLATE ASSY UPR SEE FIGURE 3 FOR PARTS .....	EZ3	EA 1
1	11	XBOFF		80063	SC-D-972593	BASE PLATE ASSY SEE FIGURE 2 FOR PARTS .....	EA	1
1	13	PAODD	5821-00-926-7230	80058	C8157ARC	CONTROL, INDICATOR 3 EA USED ON V1, 2EA USED ON V2 .....	EZ3	EA 3
1	14	PDDDD	5821-00-138-7990	80058	RT-1167/ARC-164	RECIEVER-TRANSMITTE.....	EA	1
1	15	XBOFF		80063	SC-D-972610	BOX ASSY INTPH JCT SEE FIGURE 4 FOR PARTS.	EA	1
1	17	PDDDD	5821-00-082-3926	80058	NANRC51BX	RADIO SET .....	EZ4	EA 1
1	18	PAODD	5821-00-082-0327	80058	RT742/ARC-51BX	RECIEVER-TRANSMITTE.....	EZ4	EA 1
1	19	XBODD	5821-00-082-3928	80058	C6287/ARC-51BX	CONTROL, RADIO SET .....	EZ4	EA 1
1	21	AFOFF		80063	SC-C-972717	CABLE ASSY SEE FIGURE 5 FOR PARTS.....	EA	1
1	30	XBOFF		80063	SC-D-972614	CONN & COV ASSY SEE FIGURE 14 FOR PARTS...	EA	1
<b>5</b>								



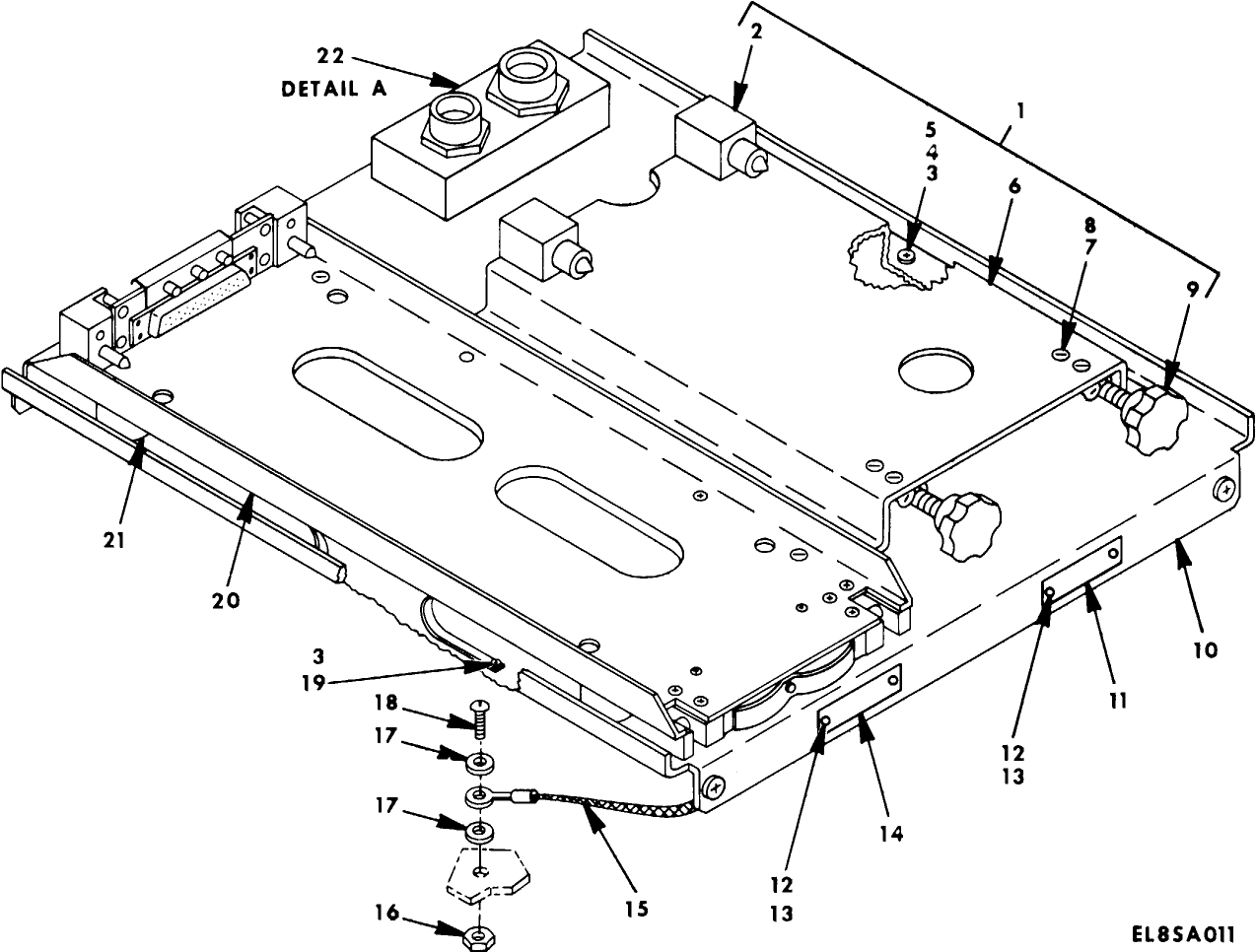
EL8SA010

FIGURE 2. BASE PLATE ASSEMBLY (LOWER), AND MOUNTING PLATE ASSEMBLY (LOWER)

SECTION II

TM 11-5821-285-20P

(1) ILLUSTRATION		(2)	(3)	(4)	(5)	(6)	(7)	(8)
(a) FIG NO.	(b) ITEM NO.	SMR CODE	NATIONAL STOCK NUMBER	FSCM	PART NUMBER	DESCRIPTION  USABLE ON CODE	U/M	QTY INC IN UNIT
2	1	XBOFF		80063	SC-D-972592	GROUP 01 BASE PLATE ASSEMBLY) (LOWER) MOUNTING ASSEMBLY .....	EA	2
2	10	XBOFF	80063		SC-D-972596	GROUP 0102 MOUNTING..... PLATE ASSEMBLY) (LOWER) MOUNTING PLATE .....	EA	1
<b>7</b>								



EL85A011

FIGURE 3. BASE PLATE ASSEMBLY (UPPER) (V1 ONLY).

SECTION II

TM 11-5821-285-20P

(1) ILLUSTRATION		(2)	(3)	(4)	(5)	(6) DESCRIPTION	(7)	(8)
(a) FIG NO.	(b) ITEM NO.	SMR CODE	NATIONAL STOCK NUMBER	FSCM	PART NUMBER	USABLE ON CODE	U/M	QTY INC IN UNIT
						GROUP 02 8ASE PLATE ASSEMBLY (UPPER) (V1 ONLY)		
3	1	XBOFF		B0063	SC-D-9T2585	MOUNTINS PLATE ASSY .....	EA	1
3	109	XBUFF		80063	SC-D-972583	BASE PLATE ASSY UPR.....	EA	1
3	20	X80FF		80063	SC-D-972592	MOUNTING ASSEMBLY SEE FIGURE 2 AND .....	EA	1
3	22	XBOFF		80063	SC-C-972589	FIG 3 FOR PARTS BOX ASSEMBLY.....	E3	EA
<b>9/(10o blank)</b>								



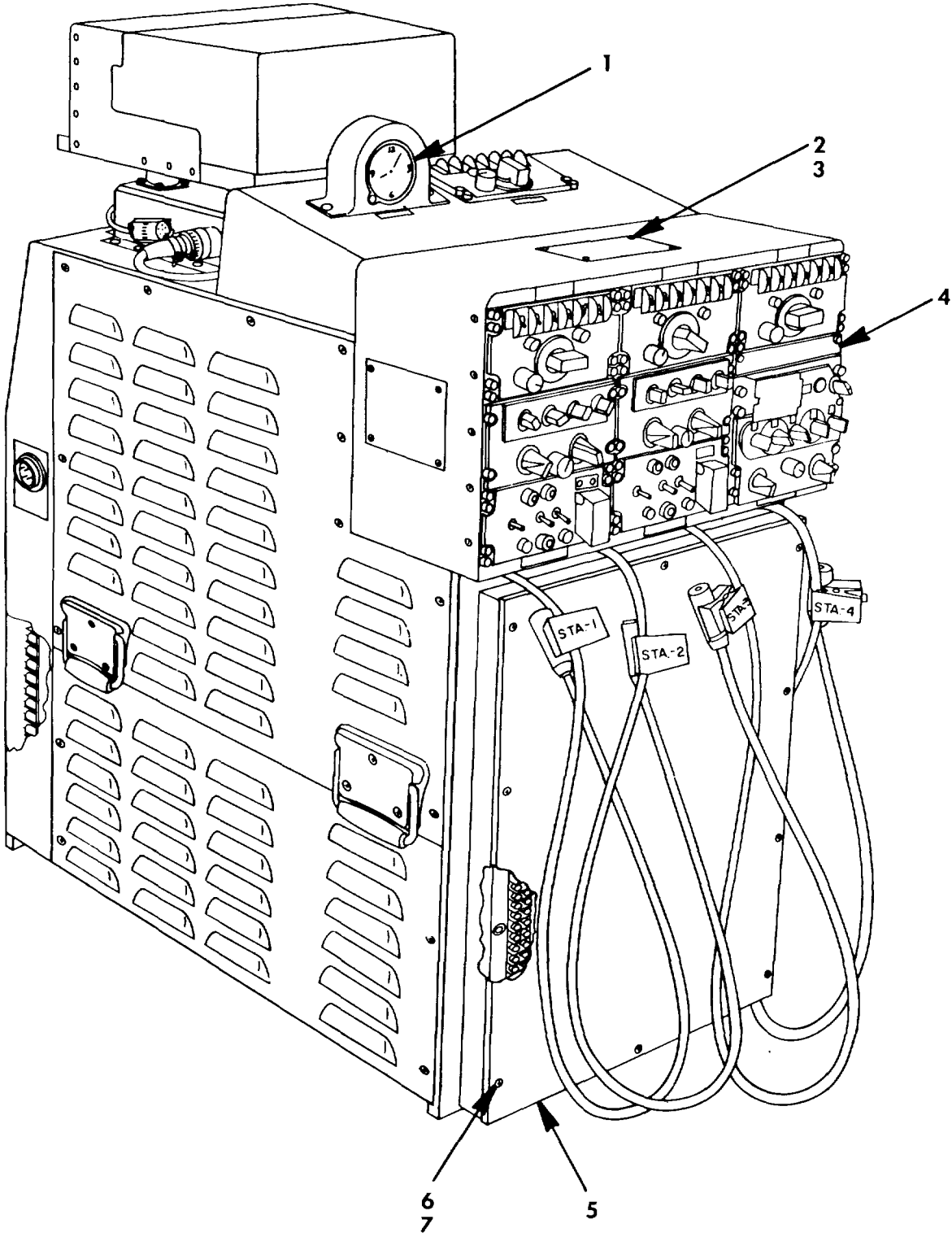
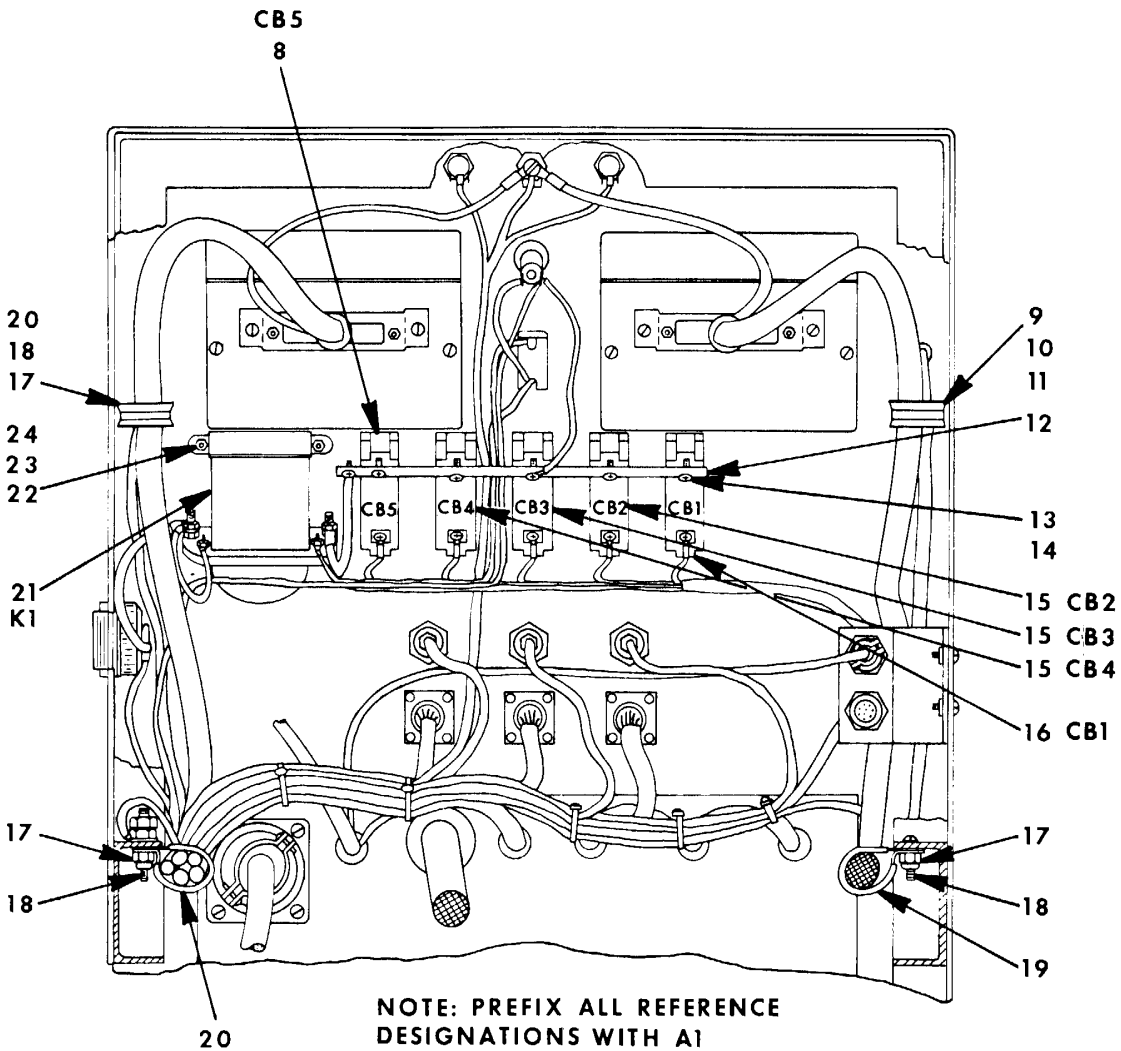
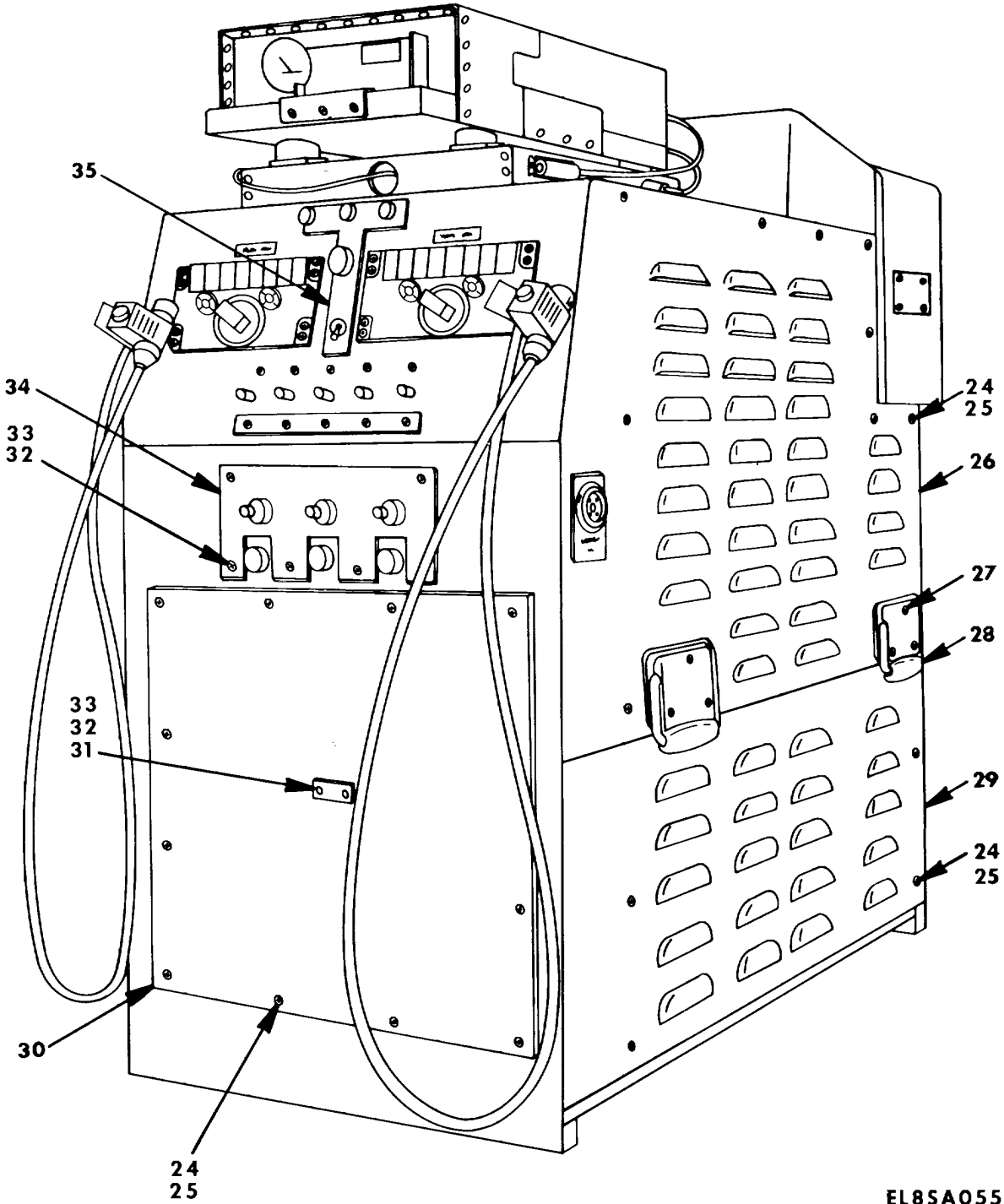


FIGURE 4. FRAME ASSEMBLY (V)1 & 2 (SHEET 1 OF 4)



EL85A054

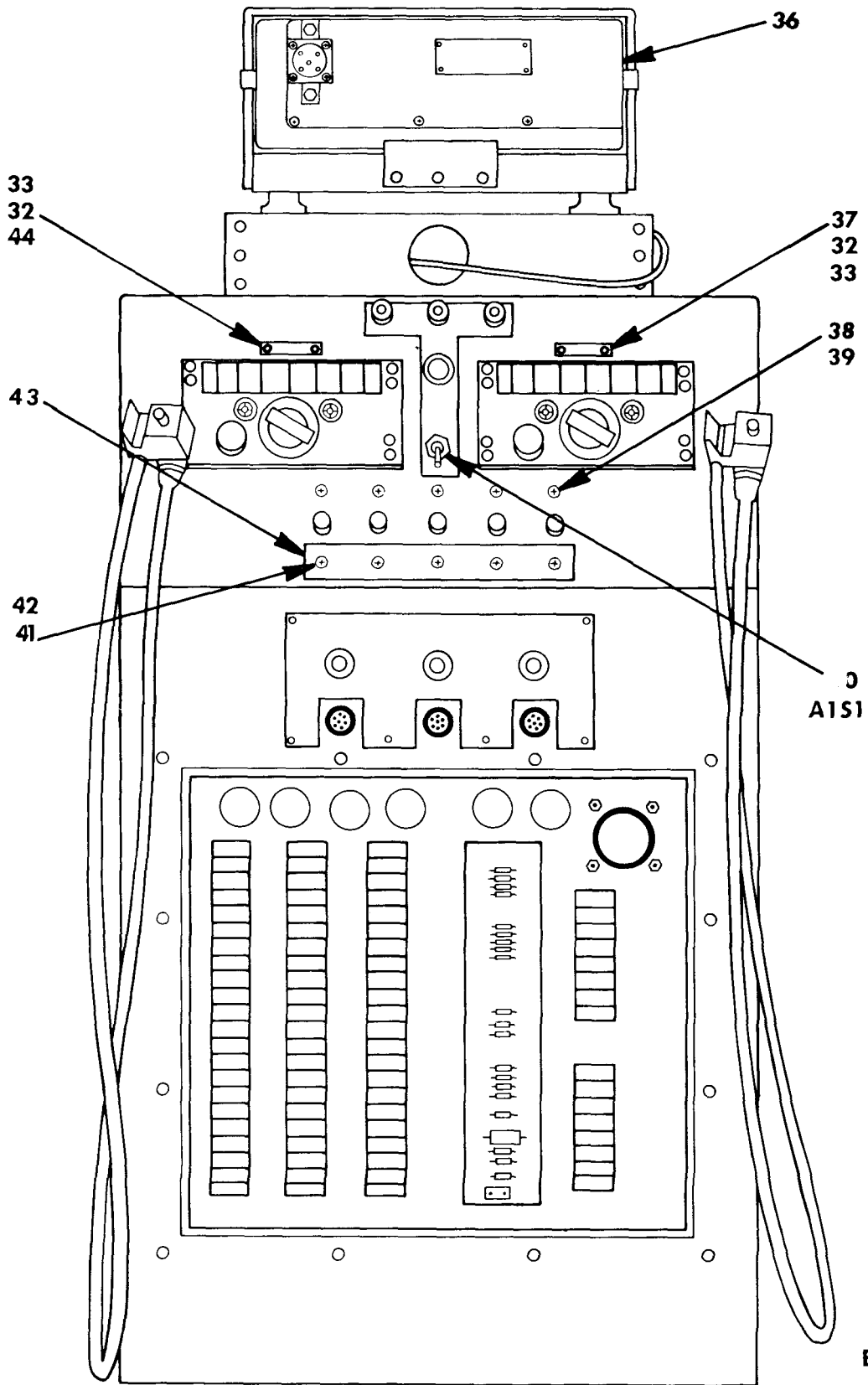
FIGURE 4. FRAME ASSEMBLY (V)1 & 2 (SHEET 2 OF 4)



EL85A055

FIGURE 4. FRAME ASSEMBLY (V)1 & 2 (SHEET 3 OF 4)

TM11-5821-285-20P



EL8SA056

FIGURE 4. FRAME ASSEMBLY VI & V2. (SHEET 4 OF 4)

SECTION II

TM 11-5821-285-20P

(1) ILLUSTRATION		(2)	(3)	(4)	(5)	(6) DESCRIPTION	(7)	(8)
(a) FIG NO.	(b) ITEM NO.	SMR CODE	NATIONAL STOCK NUMBER	FSCM	PART NUMBER	USABLE ON CODE	U/M	QTY INC IN UNIT
						GROUP 17 FRAME ASSEMBLY VI C V2		
4	5	XBOZZ		80063	SC-C-972666	COVER BOX .....	EA	1
4	6	PAOZZ	5305-00-984-6195	96906	M535206-247	SCREW.MACHINE .....	EA	10
4	7	PAOZZ	5310-00-045-3299	96906	35338-42	ASHER,LDCK .....	EA	10
4	12	XBOZZ		80063	SC-C-92721	BUSS BAR.....	EA	1
4	3	XOBZZ		80063	SC--972683	BOX COVER WELO ASSV .....	EA	1
4	36	PDODD	6130-00-252-3004	80058	U383VR	ADAPTER.POWER SUPPL.....	EA	1
<b>15</b>								

**SECTION IV**

**TM 11-5821-285-20P**

**NATIONAL STOCK NUMBER INDEX**

<b>STOCK NUMBER</b>	<b>FIG.</b>	<b>ITEM</b>	<b>STOCK NUMBER</b>	<b>FIG.</b>	<b>ITEM</b>
5310-00-045-3299	4	7	5810-00-919-4554	1	6
5821-00-082-3926	1	17	5821-0-926-7230	1	13
5821-00-082-3927	1	18	5831-00-933-9822	1	5
5821-00-082-3928	1	19	5821-00-937-4686	1	7
5821-00-138-7990	1	14	5821-00-93/-9614	1	d
6130-00-252-0004	4	36	5305-00-984-6195	4	6
5810-00-877-8391	1	2			

<b>FSCM</b>	<b>PART NUMBER</b>	<b>FIGURE NO.</b>	<b>ITEM NO.</b>	<b>FSCM</b>	<b>PART NUMBER</b>	<b>FIGURE NO.</b>	<b>ITEM NO.</b>
80058	ANARC131	1	7	80063	SC-C-972721	4	12
80058	ANARC51BX	1	17	80063	SC-972582	1	10
80058	CI611DAIC	1	5	83063	SC-D-972583	3	10
80058	C6287/ARC-518X	1	19	83063	SC-0-972585	3	1
80058	C7088/ARC-131	1	8	80063	SC-3-97259Z	2	1
80058	C8157ARC	1	13	80063	SC-0-972592	3	20
80058	HYL3TSEC	1	2	80063	5C-D-972593	1	11
96906	MS35206-247	4	6	80063	SC-3-912596	2	10
96906	MS35338-42	4	7	80063	SC-3O-72610	1	15
80058	RT-1167/ARC-164	1	14	80063	SC-D-972614	1	30
80058	RT742/ARC-51BX	1	18	80063	SC-D-972053	1	3
80058	RT823/ARC-131	1	9	83063	SC-D-9726B3	4	30
90063	SC-C-972589	3	22	80058	TSEC/KY-28	1	6
80063	SC-C-972666	4	5	80058	U383VR	4	36
80063	SC-C-972717	1	21				

LATEST NATIONAL STOCK NUMBER AND PART NUMBER ASSIGNMENTS

<b>STOCK NUMBER</b>	<b>FIGURE NO.</b>	<b>ITEM NO.</b>
5821-00-851-1096	1	9

By Order of the Secretary of the Army:

Official:

JOHN A. WICKHAM, JR.  
*General, United States Army*  
*Chief of Staff*

ROBERT M. JOYCE  
*Major General, United States Army*  
*The Adjutant General*

DISTRIBUTIONS:

To be distributed in accordance with DA Form 12-36, Organizational Maintenance requirements for AN/ASC15.

\*

RECOMMENDED CHANGES TO EQUIPMENT TECHNICAL PUBLICATIONS



THEN... JOT DOWN THE DOPE ABOUT IT ON THIS FORM, CAREFULLY TEAR IT OUT, FOLD IT AND DROP IT IN THE MAIL!

**SOMETHING WRONG WITH THIS PUBLICATION?**

FROM: (PRINT YOUR UNIT'S COMPLETE ADDRESS)

DATE SENT

PUBLICATION NUMBER

TM 11-5825-270-10

PUBLICATION DATE

23 Jul 81

PUBLICATION TITLE

Radio Frequency R-2176/FRN

BE EXACT... PIN-POINT WHERE IT IS

PAGE NO.

PARA-GRAPH

FIGURE NO.

TABLE NO.

IN THIS SPACE TELL WHAT IS WRONG AND WHAT SHOULD BE DONE ABOUT IT:

TEAR ALONG PERFORATED LINE

PRINTED NAME, GRADE OR TITLE, AND TELEPHONE NUMBER

SIGN HERE:

DA FORM 2028-2 JUL 79

PREVIOUS EDITIONS ARE OBSOLETE.

P.S.—IF YOUR OUTFIT WANTS TO KNOW ABOUT YOUR RECOMMENDATION MAKE A CARBON COPY OF THIS AND GIVE IT TO YOUR HEADQUARTERS.



**PIN: 028117-000**

This fine document...

Was brought to you by me:



## [Liberated Manuals -- free army and government manuals](#)

Why do I do it? I am tired of sleazy CD-ROM sellers, who take publicly available information, slap “watermarks” and other junk on it, and sell it. Those masters of search engine manipulation make sure that their sites that sell free information, come up first in search engines. They did not create it... They did not even scan it... Why should they get your money? Why are not letting you give those free manuals to your friends?

I am setting this document FREE. This document was made by the US Government and is NOT protected by Copyright. Feel free to share, republish, sell and so on.

I am not asking you for donations, fees or handouts. If you can, please provide a link to [liberatedmanuals.com](http://liberatedmanuals.com), so that free manuals come up first in search engines:

<A HREF=<http://www.liberatedmanuals.com/>>Free Military and Government Manuals</A>

- Sincerely  
Igor Chudov  
<http://igor.chudov.com/>
- [Chicago Machinery Movers](#)