

TECHNICAL MANUAL

**GENERAL SUPPORT MAINTENANCE
REPAIR PARTS AND SPECIAL TOOLS LISTS
FOR
STROBOSCOPE TS-805B/
(NSN 6625-00-752-7992**

TECHNICAL MANUAL }
 No.11-6625-396-40P }

HEADQUARTERS
 DEPARTMENT OF THE ARMY
 WASHINGTON, DC, 25 November 1976

GENERAL SUPPORT MAINTENANCE REPAIR PARTS AND SPECIAL TOOLS LISTS
 FOR
STROBOSCOPE TS-805B/U
(NSN 6625-00-752-7992)

REPORTING OF ERRORS

You can improve this manual by recommending improvements using DA Form 2028-2 (Test) located in the back of the manual. Simply tear out the self addressed form, fill it out as shown on the sample, fold it where shown, and drop it in the mail.

If there are no blank DA Form 2028-2 (Test) in the back of your manual, use the standard DA Form 2028 (Recommended Changes to Publications and Blank Forms) and forward to the Commander, US Army Electronics Command, ATTN: DRSEL-MA-Q, Fort Monmouth, New Jersey 07703.

In either case a reply will be furnished direct to you.

Current as of 15 August 1976
 Table of Contents

	Page	Figure
SECTION I. Introduction	1	
II. Repair parts list		
Group 00 Stroboscope TS-805B/U	5	1
01 Chassis and front panel assembly	7	2
0101 Board assembly, resistor	8	3
00102 Board assembly, resistor	9	4
0103 Chassis assembly	13	5
0104 Panel Assembly, front	15	6
Group 02 Case.	17	7
SECTION III. Special tools list (Not applicable)		
IV. National stock number and part number index.	19	

***This manual supersedes that portion of TM 11-6625-396-40P, 14 MARCH 1975, as pertains to Stroboscope TS-805B/ U.**

Section I INTRODUCTION

1. Scope

This manual lists repair parts required for performance of general support maintenance of the TS-805B/U.

2. General

This Repair Parts and Special Tools List is divided into the following sections:

a. Section II. Repair Parts List. A list of repair parts authorized for use in the performance of maintenance. The list also includes parts which must be removed for replacement of the authorized parts. Parts lists are composed of functional groups in ascending numerical sequence, with the parts in each group listed in figure and item number sequence.

b. Section III. Special Tools List. Not applicable.

c. Section IV. National Stock Number and Part Number Index. A list, in ascending numerical sequence, of all National stock numbers appearing in the listings, followed by a list, in alphanumeric sequence, of all part numbers appearing in the listings. National stock numbers and part numbers are cross-referenced to each illustration figure and item number appearance.

3. Explanation of Columns

The following provides an explanation of columns found in the tabular listings:

a. Illustration. This column is divided as follows:

(1) *Figure number.* Indicates the figure number of the illustration in which the item is shown.

(2) *Item number.* The number used to identify each item called out in the illustration.

b. Source, Maintenance, and Recoverability Codes (SMR).

(1) *Source code.* Source codes are assigned to support items to indicate the manner of acquiring support items for maintenance, repair, or overhaul of end items. Source codes are entered in the first and second positions of the Uniform SMR Code format as follows:

<i>Code</i>	<i>Definition</i>
PA-Item procured and stocked for anticipated or known usage.	
(2) <i>Maintenance code.</i> Maintenance codes are assigned to indicate the levels of maintenance authorized to USE and REPAIR support items. The maintenance codes are entered in the third and fourth positions of the Uniform SMR Code format as follows:	
(a) <i>The maintenance code entered in the third position will indicate the lowest maintenance level</i>	

authorized to remove, replace, and use the support item. The maintenance code entered in the third position will indicate one of the following levels of maintenance:

<i>Code</i>	<i>Application/Explanation</i>
O-Support item is removed, replaced, used at the organizational level.	
(b) <i>The maintenance code entered in the fourth position indicates whether the item is to be repaired and identifies the lowest maintenance level with the capability to perform complete repair (i.e., all authorized maintenance functions). This position will contain one of the following maintenance codes:</i>	
<i>Code</i>	<i>Application/Explanation</i>
H- Support item is removed, replaced, used at the general support level.	
(b) <i>The maintenance code entered in the fourth position indicates whether the item is to be repaired and identifies the lowest maintenance level with the capability to perform complete repair (i.e., all authorized maintenance functions). This position will contain one of the following maintenance codes:</i>	
<i>Code</i>	<i>Application/Explanation</i>
H- The lowest maintenance level capable of complete repair of the support item is the general support level.	
Z- Nonrepairable. No repair is authorized.	
(3) <i>Recoverability code.</i> Recoverability codes are assigned to support items to indicate the disposition action on unserviceable items. The recoverability code is entered in the fifth position of the Uniform SMR Code format as follows:	
<i>Code</i>	<i>Definition</i>
Z-Nonrepairable item. When unserviceable, condemn and dispose at the level indicated in position 3.	
H-Repairable item. When economically repairable, condemn and dispose at the general support level.	
<i>c. National Stock Number.</i> Indicates the National stock numbers assigned to the item and will be used for requisitioning purposes.	
<i>d. Part Number.</i> Indicates the primary number used by the manufacturer (individual, company, firm, corporation, or Government activity), which controls the designs and characteristics of the item by means of its engineering drawings, specifications standards, and inspection requirements, to identify an item or range of items.	

NOTE

When a stock-numbered item is requisitioned, the repair part received may have a different part number than the part being replaced.

e.

The FSCM is a 5-digit numeric code listed in SB 708-42 which is used to identify the manufacturer, distributor, or Government agency, etc.

f. Description. Indicates the Federal item name and, if required, a minimum description to identify the item,

g. Unit of Measure (U/M). Indicates the standard of the basic quantity of the listed item as used in performing the actual maintenance function. This measure is expressed by a two-character alphabetical abbreviation (e.g., ea, in, pr, etc.). When the unit of measure differs from the unit of issue, the lowest unit of issue that will satisfy the required units of measure will be requisitioned.

h. Quantity Incorporated in Unit. Indicates the quantity of the item used in the breakout shown on the illustration figure, which is prepared for a functional group, subfunctional group, or an assembly.

4. Special Information

The following publications pertain to the TS-805B/U and its components

Publication and Short Title

TM 11-6625-396-12, Stroboscope TS-805B/U

TM 11-6625-396-20P, Stroboscope TS-805B/U

TM 11-6625-396-40, Stroboscope TS-805B/U

DMWR11-6625-396, Stroboscope TS-805/U

5. How to Locate Repair Parts

a. When National stock number or part number is unknown:

(1) *First.* Using the table of contents, determine the functional group within which the repair part belongs. This is necessary since illustrations are prepared for functional groups, and listings are divided into the same groups.

(2) *Second.* Find the illustration covering the functional group to which the repair part belongs.

(3) *Third.* Identify the repair part on the illustration and note the illustration figure and item number of the repair part.

(4) *Fourth.* Using the Repair Parts Listing, find the figure and item number noted on the illustration.

b. When National stock number or part number is known:

(1) *First.* Using the Index of National Stock Numbers and Part Numbers, find the pertinent National stock number or part number. This index is in ascending NSN sequence, followed by a list of part numbers in ascending alphanumeric sequence, cross-referenced to the illustration figure number and item number.

(2) *Second.* After finding the figure and item number, locate the figure and item number in the repair parts list.

6. Abbreviations.

(Not applicable)

(Next printed page is 5)

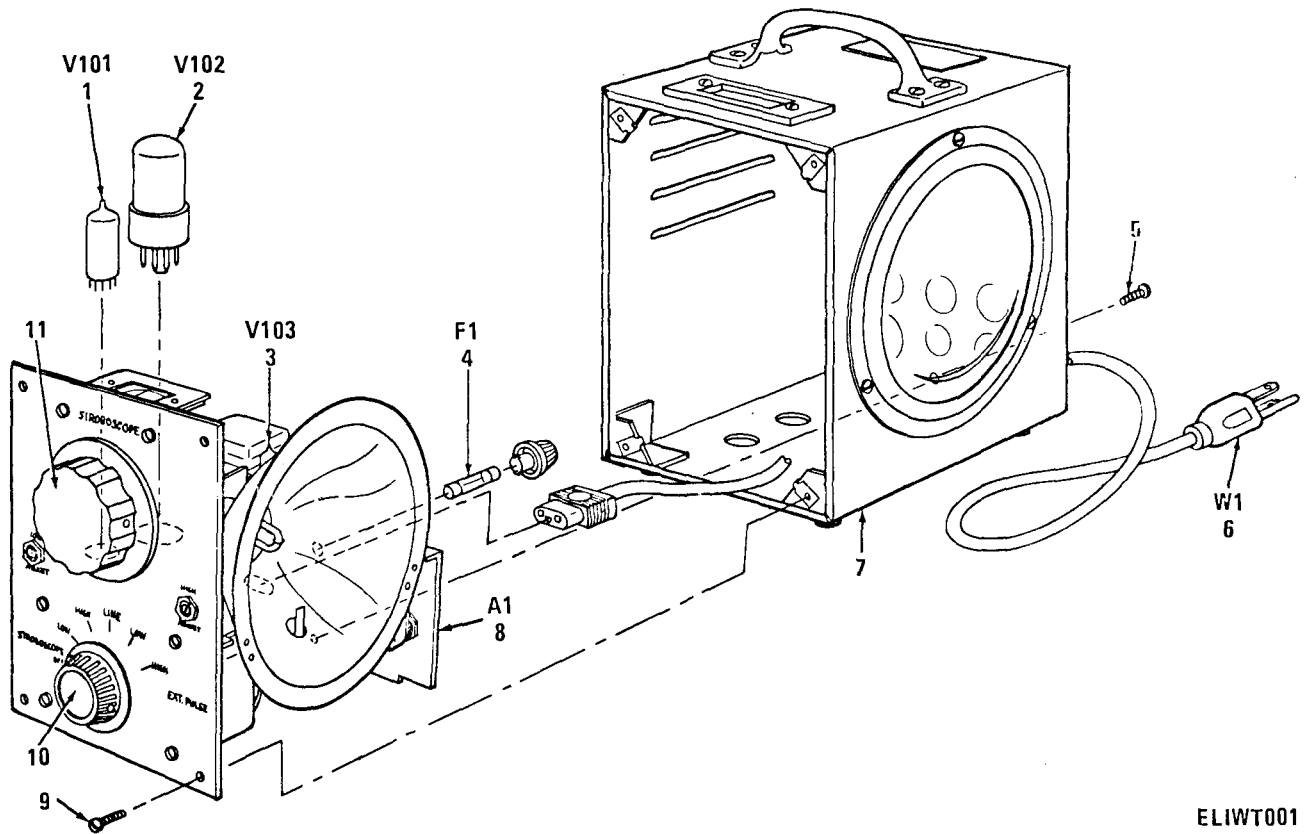


Figure 1. Stroboscope TS-805B/U.

ELIWT001

SECTION II REPAIR PARTS LIST

(1) ILLUSTRATION (a) FIG NO	(2) (b) TEM NO (c) SMR CODE	(3) NATIONAL STOCK NUMBER	(4) PART	(5) FSCM	(6) DESCRIPTION	(7) (8) USABLE ON CODE QTY INC IN UNIT
GROUP: 00 STROBOSCOPE TS-805B/U						
1	1 PAHZZ	5960-00-179-444	12AT7WC	81349	ELECTRON TUBE	EA 1
1	2 PAHZZ	5960-00-262-0162	65N7WGTA	81349	ELECTRON TUBE	EA 1
1	3 PAHZZ	5960-00-272-9182	6X4WA	81349	ELECTRON TUBE	EA 1
1	PAOZZ	5920-00-280-834	312001	75915	FUSE, CARTRIDGE	EA 1
1	5 XDHZZ		AN508-6-5	88044	SCREW, MACHINE	EA 1
1	6 PAOZZ	6625-00-445-994	51A504	83490	CABLE ASSEMBLY, POWER ELECTRICAL	EA 1
1	XDHMH		51E101	83490	CASE ASSEMBLY, OUTER	EA 1
1	XDHMH		51D102	83490	CHASSIS & FRONT PANEL ASSEMBLY	EA 1
1	XDHZZ		AN508-6-8	88044	SCREW, MACHINE	EA 4
1	1 PAOZZ	5355-00-453-6690	R881-7	86797	KNOB	EA 1
1	11 PAOZZ		R8811	86797	KNOB	EA 1


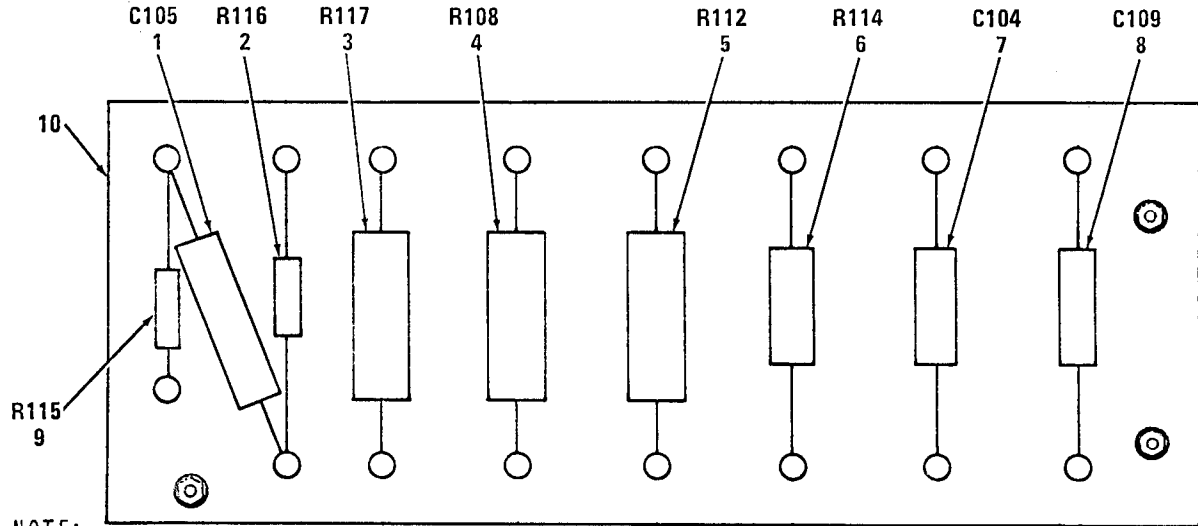


Figure 2. Chassis and front panel assembly.

SECTION II (1) ILLUSTRATION		(2)	(3)	(4)	(5)	TM11-6625-396-40P-1 (6)	(7)	(8)
(A) FIG NO.	(B) ITEM NO.	SMR CODE	NATIONAL STOCK NUMBER	PART NUMBER	FSCM	DESCRIPTION	USABLE ON CODE	QTY INC IN UNIT
						GROUP: 01 CHASSIS AND FRONT PANEL ASSEMBLY		
2	1	PAHZZ		23595	71436	CAPACITOR, FIXD, PAPER DIELECTRIC	EA	1
2	2	PAHZZ	6240-00-683-0329	S55B	81856	LAMP, FLASHTUBE	EA	1
2	3	XDHZZ		51C103	83490	REFLECTOR ASSEMBLY	EA	1
2	4	XDHZZ		MS35649-264	96906	NUT, FLAIN HEXAGON	EA	7
2	5	XDHZZ		AN508-6-5	88044	SCREW, MACHINE	EA	2
2	6	XDHZZ		MS35333-20	96906	WASHER, LOCK	EA	7
2	7	XDHHH		51D108	83490	CHASSIS ASSEMBLY, COMPLETE	EA	1
2	8	XDHZZ		AN508-6-14	88044	SCREW, MACHINE	EA	3
2	9	XDHZZ		51A203	83490	SPACER, SLEEVE	EA	1
2	10	XDHZZ		51A303	83490	BRACKET, ANGLE	EA	1
2	11	PAHZZ		51B104	83490	RESISTOR BOARD ASSEMBLY, REAR	EA	1
2	12	PAHZZ		51BU06	83490	RESISTOR BOARD ASSEMBLY, FRONT	EA	1
2	13	XDHZZ		551AI04	83490	SPACER, PLATE	EA	1
2	14	XDHZZ		AN508-6-8	88044	SCREW, MACHINE	EA	2
2	15	XDHZZ		51D115	83490	FRONT PANEL ASSEMBLY	EA	1
2	16	XDHZZ		AN508-6-6	88044	SCREW, MACHINE	EA	2
2	17	XDHZZ		4109-6	77147	TERMINAL, LUG	EA	1
2	18	XDHZZ		51C114	83490	WIRING HARNESS ASSEMBLY	EA	1

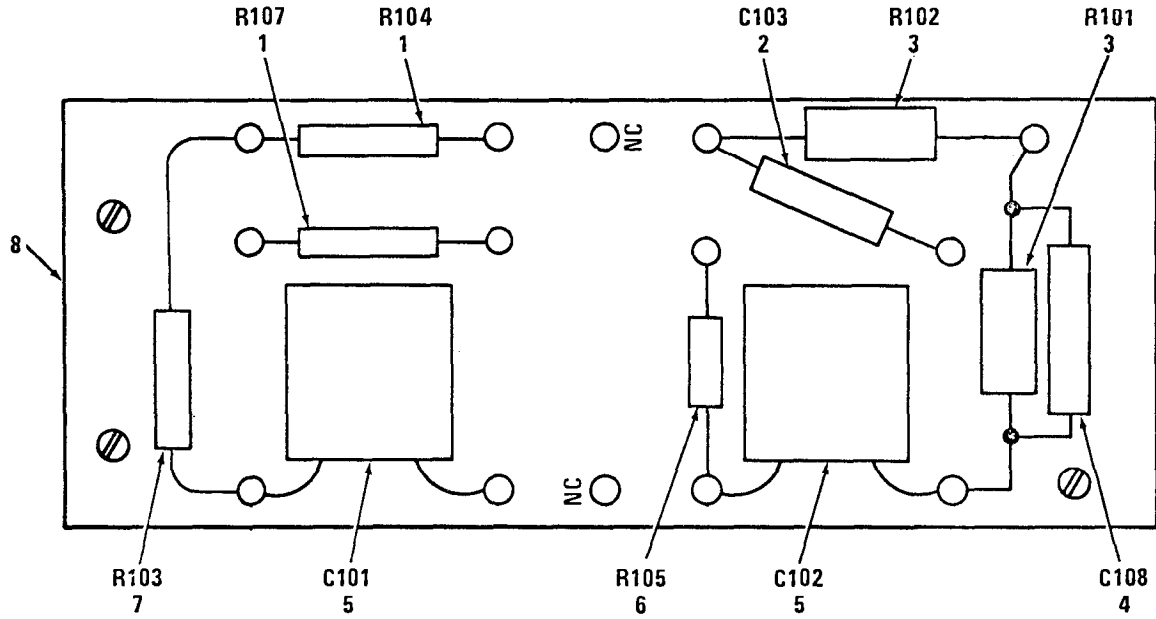


ELIWT003

Figure 3. Board assembly, resistor, front.

SECTION II

(1) DESCRIPTION	(2) QTY INC IN UNIT	(3) NATIONAL STOCK NUMBER	(4) PART NUMBER	(5) FSCM	(6) DESCRIPTION	(7) U/N	(8) UNIT
GROUP: 0101 BOARD ASSEMBLY, RESISTOR							
3 1 XDHZZ		ST6D47		14655	CAPACITOR, FIXED, PAPER DIELECTRIC	EA	1
3 2 PAHZZ		5905-00-141-0600	RCR20G822JS	81349	RESISTOR, FIXED, COMPOSITION	EA	1
3 3 PAHZZ		5905-00-759-8556	RCR42G823JS	81349	RESISTOR, FIXED, COMPOSITION	EA	1
3 4 PAHZZ		5905-00-140-5653	RCR42G563JS	81349	RESISTOR, FIXED, COMPOSITION	EA	1
3 5 PAHZZ		5905-00-184-7703	RCR42G103JS	81349	RESISTOR, FIXED, COMPOSITION	EA	1
3 6 PAHZZ		5905-00-104-8351	RCR32G154JS	81349	RESISTOR, FIXED, COMPOSITION	EA	1
3 7 PAHZZ			315-000X500102K	72982	CAPACITOR, FIXED, CERAMIC DIELECTRIC	EA	1
3 8 PAHZZ			315-000X500152K	72982	CAPACITOR, FIXED, CERAMIC DIELECTRIC	EA	1
3 9 PAHZZ		5905-00-106-9345	RCR20G683JS	81349	RESISTOR, FIXED, COMPOSITION	EA	1
3 10 PAHZZ			51A105	83490	TERMINAL BOARD	EA	1



NOTE:
 PREFIX REFERENCE
 DESIGNATORS WITH A1A2

ELIWT004

Figure 4. Board assembly, resistor, rear.

SECTION II REPAIRPARTS LIST

(1) ILLUSTRATION	(2)	(3) NATIONAL STOCK NUMBER	(4) PART NUMBER	(5) FSCM	(6) DESCRIPTION <i>USABLE ON CODE</i>	(7) U/M	(8) QTY INC IN UNIT
					GROUP: 0102 BOARD ASSEMBLY, RESISTOR		
4		5905-00-233-0852	RNC70K1004FS	81349	RESISTOR, FIXED, FILM	EA	2
4			315-000X5U0821K	72982	CAPACITOR, FIXED	EA	1
4		5905-00-104-5757	RCR32G273JS	81349	RESISTOR, FIXED, COMPOSITION	EA	2
4			315-000X5U032M	72982	CAPACITOR, FIXED CERAMIC DIELECTRIC	EA	1
4			1A508	14655	CAPACITOR, FIXED MICA DIELECTRIC	EA	2
4		5905-00-106-9350	RCR20G365JS	81349	RESISTOR, FIXED, COMPOSITION	EA	1
4	7 XDFZZ		RN75B3004F	81349	RESISTOR	EA	1
4	8 PAHZZ	534-00-230-7264	51B107	76823	TERMINAL BOARD	EA	1




Figure 5 1. Chassis assembly (sheet 1 of 2).




Figure 5 ②. Chassis assembly (Sheet 2 of 2).

SECTION II (1) ILLUSTRATION (A) (B) FIG ITEM NO. NO.		(2) SMR CODE	(3) NATIONAL STOCK NUMBER	(4) PART NUMBER	(5) FSCM	TM11-6625-396-40P-1 (6) DESCRIPTION	(7) USABLE ON CODE U/M	(8) QTY INC IN UNIT
						GROUP: 0103 CHASSIS ASSEMBLY		
5	1	PAHZZ		9727-137	72825	SOCKET,ELECTRONTUBE	EA	1
5	2	XDHZZ		669-11-64	61007	RIVET,TUBULAR	EA	2
5	3	PAHZZ		51A112	83490	SOCKET ASSEMBLY,FLASHTUBE	EA	1
5	4	XDHZZ		MS35649-284	96906	NUT,PLAIN HEXAGON	EA	2
5	5	XDHZZ		AN508-6-8	88044	SCREW,MACHINE	EA	3
5	6	XDHZZ		AN936A6	88044	WASHER,LOCK	EA	11
5	7	XDHZZ		832	83330	CLAMP,LOOP	EA	1
5	8	PAHZZ		9713-98	72825	SOCKET,ELECTRONTUBE	EA	1
5	9	XDHZZ		51A505	83490	RIVET,TUBULAR	EA	10
5	10	XDHZZ		8702	72825	SOCKET,ELECTRONTUBE	EA	1
5	11	PAHZZ		A51101	83490	TRANSFORMER,POWER	EA	1
5	12	XDHZZ		MS35649-264	96906	NUT,PLAIN HEXAGON	EA	8
5	13	XDHZZ		AN508-6-32	88044	SCREW,MACHINE	EA	4
5	14	PAHZZ	5935-00-436-9564	P302CCT	71785	CONNECTOR,PLUG,ELECTRICAL	EA	1
5	15	XDHZZ		51D315	83490	CHASSIS,ELECTRICAL EQUIPMENT	EA	1
5	16	XDHZZ		311	75582	CONNECTOR,RECEPTACLE,ELECTRICAL	EA	1
5	17	PAHZZ	5930-00-655-1582	MS35059-23	96906	SWITCH,TOGGLE	EA	1
5	18	PAHZZ	5920-00-709-1149	342012	75915	FUSHHOLDER	EA	1
5	19	PAHZZ	5930-00-441-5015	110H62SPST	73559	SWITCH,TOGGLE	EA	1
5	20	XDHZZ		4109-6	77147	TERMINAL,LUG	EA	2
5	21	PAHZZ	5935-00-149-2758	S302AB	71785	CONNECTOR,RECEPTACLE,ELECTRICAL	EA	1
5	22	PAHZZ	5910-00-821-9246	UPT1111150	14655	CAPACITOR,FIXED,ELECTROLYTIC	EA	1
5	23	PAHZZ	5950-00-441-5008	51B109	83490	REED AND COIL ASSEMBLY	EA	1
5	24	XDHZZ		AN508-6-5	88044	SCREW,MACHINE	EA	6
5	25	PAHZZ	5905-00-141-0591	RCR20G103JS	81349	RESISTOR,FIXED,COMPOSITION	EA	1
5	26	PAHZZ	5905-00-150-0748	RCR42G122JS	81349	RESISTOR,FIXED,COMPOSITION	EA	1
5	27	PAHZZ		A51169	83490	REACTOR	EA	1
5	28	PAHZZ		RH25-6201J	91637	RESISTOR,FIXED;WIRE WOUND	EA	1
5	29	PAHZZ	5950-00-791-2706	A51109	83490	TRANSFORMER,PULSE	EA	1
5	30	PAHZZ	5325-00-061-9495	2902	70485	GROMMET,RUBBER	EA	2
5	31	PAHZZ		PKM6572	14655	CAPACITOR,FIXED,MICA DIELECTRIC	EA	2
5	32	XDHZZ		221248H2AC	76854	SWITCH,ROTARY	EA	1
5	33	PAHZZ		34-4898	34263	RESISTOR,VARIABLE	EA	1

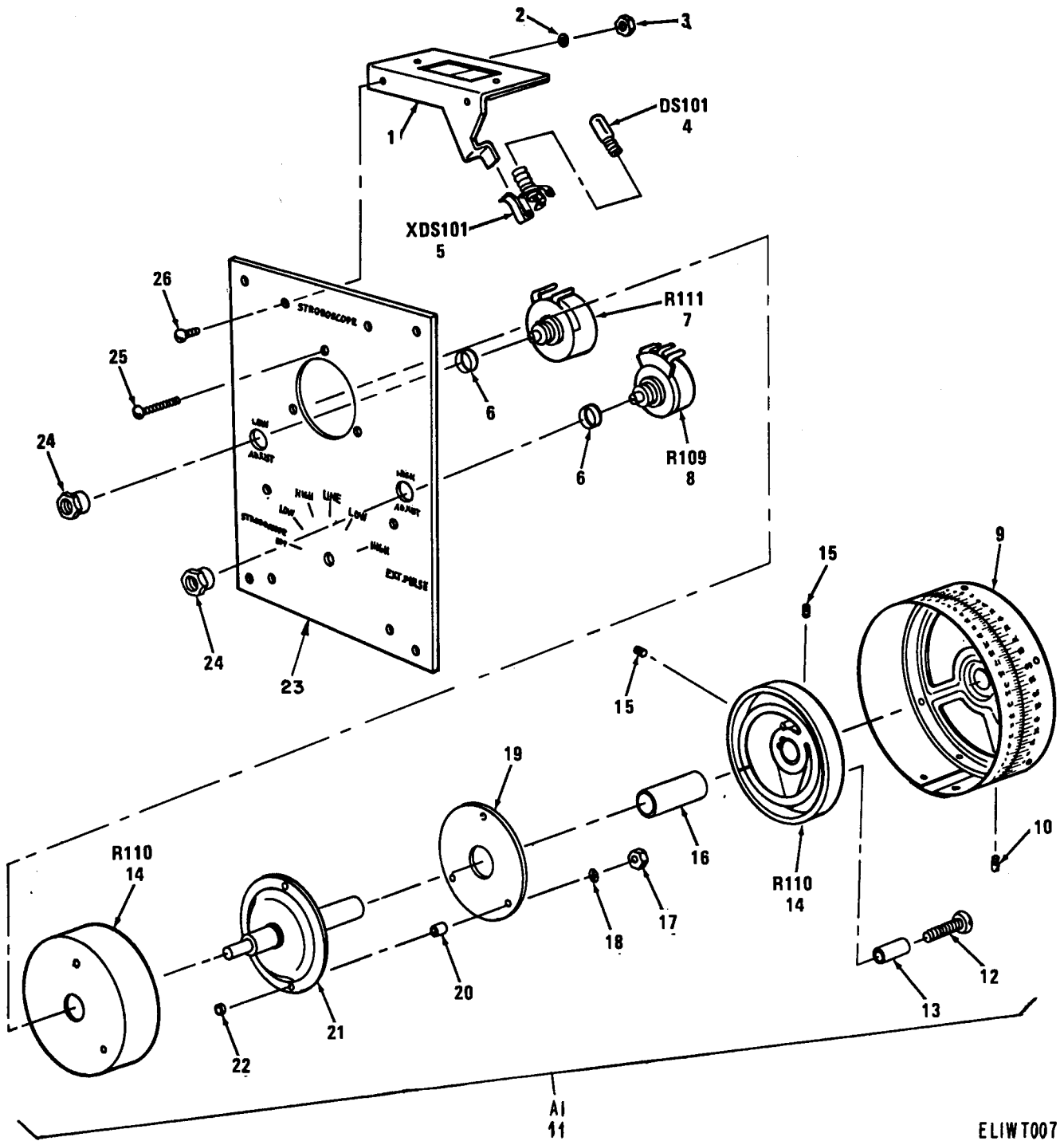
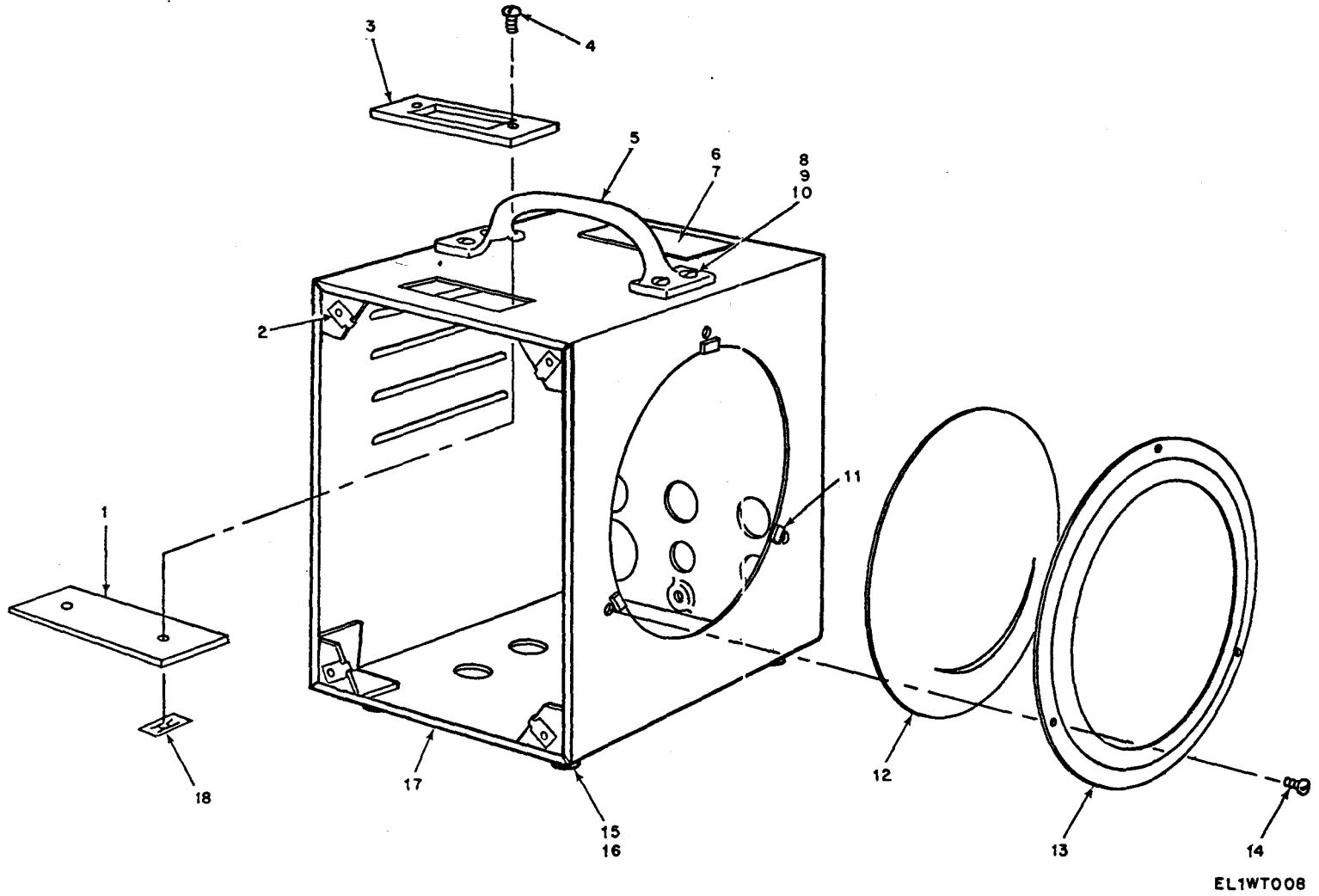


Figure 6. Panel assembly, front.

SECTION II (1) ILLUSTRATION		(2)	(3)	(4)	(5)	TM11-6625-396-40P-1 (6)	(7)	(8)
FIG NO.	ITEM NO.	SMR CODE	NATIONAL STOCK NUMBER	PART NUMBER	FSCM	DESCRIPTION	USABLE ON CODE	QTY INC IN UNIT
						GROUP: 0104 PABEL ASSEMBLY,FRONT		
6	1	XDHZZ		51A120	83490	BEZEL ASSEMBLY	EA	1
6	2	XDHZZ		AN936A6	88044	WASHER, LOCK	EA	2
6	3	XDHZZ		MS35649-264	96906	NUT, FLAIN HEXAGON	EA	2
6	4	PAHZZ	6240-00-019-3146	40	08108	LAMP, INCANDESCENT	EA	1
6	5	XDHZZ		103C18BB	72765	LAMPHOLDER	EA	1
6	6	XDHZZ		51A206	83490	SPACER, SLEEVE	EA	2
6	7	PAHZZ		CM37944	12697	RESISTOR, VARIABLE	EA	1
6	8	PAHZZ		CM37945	12697	RESISTOR, VARIABLE	EA	1
6	9	XDHZZ		51C116	83490	DIAL ASSEMBLY	EA	1
6	10	XDHZZ		AN565A1032B4	88044	SETSCREW	EA	1
6	11	PAHZZ	5905-00-444-9709	51C118	83490	VARIABLE RESISTOR ASSEMBLY	EA	1
6	12	XDHZZ		AN508-6-10	88044	SCREW	EA	1
6	13	XDHZZ		51A512	83490	INSULATOR	EA	1
6	14	PAHZZ		0975-9717	24655	RESISTOR, VARIABLE	EA	1
6	15	XDHZZ		AN565A1032B3	88044	SETSCREW	EA	2
6	16	XDHZZ		551A215	83490	BUSHING	EA	1
6	17	XDHZZ		MS20341-6	96906	NUT, FLAIN HEXAGON	EA	3
6	18	XDHZZ		AN936A6	88044	WASHER, LOCK	EA	3
6	19	XDHZZ		51B216	83490	WASHER, FLAT	EA	1
6	20	XDHZZ		51A202	83490	SPACER, SLEEVE	EA	3
6	21	PAHZZ		51C119	83490	DRIVE ASSEMBLY, DIAL	EA	1
6	22	XDHZZ		551A217	83490	SPACER, SLEEVE	EA	2
6	23	XDHZZ		51A306	83490	PANEL, FRONT	EA	1
6	24	XDHZZ		51A207	83490	NUT, FLAIN HEXAGON	EA	2
6	25	XDHZZ		AN508-6-14	88044	SCREW, MACHINE	EA	3
6	26	XDHZZ		AN508-6-5	88044	SCREW, MACHINE	EA	2



EL1WT008

Figure 7. Case.

SECTION II (1) ILLUSTRATION		(2)	(3)	(4)	(5)	TM11-6625-396-40P-1 (6)	(7)	(8)
FIG NO.	ITEM NO.	SMR CODE	NATIONAL STOCK NUMBER	PART NUMBER	FSCM	DESCRIPTION	USABLE ON CODE	QTY INC IN UNIT
						GROUP: 02 CASE		
7	1	XDHZZ		51A501	83490	WINDOW, ESCUTCHEON	EA	1
7	2	XDHZZ		C11087-632-4	78553	CLIP, SPRING TENSION	EA	4
7	3	XDHZZ		51B400	83490	ESCUTCHEON PLATE	EA	1
7	4	PAHZZ	5305-00-207-7466	MS35214-13	96906	SCREW, MACHINE	EA	2
7	5	XDHZZ		482	78525	HANDLE, HOOK	EA	1
7	6	XDHZZ		551B201	83490	PLATE, IDENTIFICATION	EA	1
7	7	XDHZZ		51A172	83490	RIVET, TUBULAR	EA	4
7	8	XDHZZ		MS35649-284	96906	NUT, FLAIN HEXAGON	EA	4
7	9	XDHZZ		AN508-8-8	88044	SCREW, MACHINE	EA	4
7	10	PAHZZ	5310-00-559-0070	MS35333-38	96906	WASHER, LOCK	EA	4
7	11	XDHZZ		51A200	83490	WASHER, NONMETALLIC	EA	3
7	12	PAHZZ		51B500	83490	LENS, FLASH TUBE	EA	1
7	13	XDHZZ		51B300	83490	RING, BEZEL	EA	1
7	14	XDHZZ		AN508-6-3	88044	SCREW, MACHINE	EA	3
7	15	PAHZZ	5340-00-062-6115	1343	70485	BUMPER, RUBBER	EA	4
7	16	XDHZZ		20196X1-8	61007	RIVET, TUBULAR	EA	4
7	17	XDHHH		51D110	83490	CASE ASSEMBLY	EA	1
7	18	XDHZZ		C7795-440-4	78553	NUT, SELFLOCKING	EA	2

SECTION IV. NATIONAL TM11-6625-396-40P-1

STOCK NUMBER	FIG NO	ITEM NO	STOCK NUMBER	FIG NO	ITEM NO
5305-00-207-7466	7	4			
5310-00-559-0070	7	10			
5325-00-061-9495	5	30			
5340-00-062-6115	7	15			
5340-00-230-7264	4	8			
5355-00-453-6690	1	10			
5905-00-104-5757	4	3			
5905-00-104-8351	3	6			
5905-00-106-9345	3	9			
5905-00-140-5653	3	4			
5905-00-106-9350	4	6			
5905-00-141-0591	5	25			
5905-00-141-0600	3	2			
5905-00-150-0748	5	26			
5905-00-184-7703	3	5			
5905-00-233-0852	4	1			
5905-00-444-9709	6	11			
5905-00-759-8556	3	3			
5910-00-821-9246	5	22			
5920-00-280-8342	1	4			
5930-00-441-5015	5	19			
5930-00-655-1582	5	17			
5935-00-149-2758	5	21			
5935-00-436-9564	5	14			
5950-00-441-5008	5	23			
5950-00-791-2706	5	29			
5960-00-179-4446	1	1			
5960-00-262-0162	1	2			
5960-00-272-9182	1	3			
6240-00-019-3146	6	4			
6240-00-683-0329	2	2			
6625-00-445-9941	1	6			

SECTION IV. NATIONAL STOCK NUMBER AND PART NUMBER INDEX (CONTINUED)

PART NUMBER	FSCM	FIG. NO.	ITEM NO.	PART NUMBER	FSCM	FIG. NO.	ITEM NO.
AN508-6-10	88044	6	12	0975-9717	24655	6	14
AN508-6-14	88044	2	8	1A508	14655	4	5
AN508-6-14	88044	6	25	103C18BB	72765	6	5
AN508-6-3	88044	7	14	110H6SPST	73559	5	19
AN508-6-32	88044	5	13	12AT7WC	81349	1	1
AN508-6-5	88044	1	5	1343	70485	7	15
AN508-6-5	88044	2	5	20196X1-8	61007	7	16
AN508-6-5	88044	5	24	221248H2AC	76854	5	32
AN508-6-5	88044	6	26	23595	71436	2	1
AN508-6-6	88044	2	16	2902	70485	5	30
AN508-6-8	88044	1	9	311	75582	5	16
AN508-6-8	88044	2	14	312001	75915	1	4
AN508-6-8	88044	5	5	315-000X5U0152K	72982	3	8
AN508-8-8	88044	7	9	315-000X5U032M	72982	4	4
AN565A1032B3	88044	6	15	315-00X5U0821K	72982	4	2
AN565A1032B4	88044	6	10	315-000X500102K	72982	3	7
AN936A6	88044	5	6	34-4894	34263	5	33
AN936A6	88044	6	2	342012	75915	5	18
AN936A6	88044	6	18	40	08108	6	4
A51101	83490	5	11	4109-6	77147	2	17
A51109	83490	5	29	4109-6	77147	5	20
A51169	83490	5	27	482	78525	7	5
CM37944	12697	6	7	51A105	83490	3	10
CM37945	12697	6	8	51A112	83490	5	3
C11087-632-4	78553	7	2	51A120	83490	6	1
C7795-440-4	78553	7	18	51A172	83490	7	7
MS20341-6	96906	6	17	51A200	83490	7	11
MS35059-23	96906	5	17	51A202	83490	6	20
MS35214-13	96906	7	4	51A203	83490	2	9
MS35333-20	96906	2	6	51A206	83490	6	6
MS35333-38	96906	7	10	51A207	83490	6	24
MS35649-264	96906	2	4	51A303	83490	2	10
MS35649-264	96906	5	12	51A306	83490	6	23
MS35649-264	96906	6	3	51A501	83490	7	1
MS35649-284	96906	5	4	51A504	83490	1	6
MS35649-284	96906	7	8	51A505	83490	5	9
PKM6572	14655	5	31	51A512	83490	6	13
0302CCT	71785	5	14	51B006	83490	2	12
RB81-7	86797	1	10	51B104	83490	2	11
RB811	86797	1	11	51B107	76823	4	8
RCR20G103JS	81349	5	25	51B109	83490	5	23
RCR20G365JS	81349	4	6	51B216	83490	6	19
RCR20G683JS	81349	3	9	51B300	83490	7	13
RCR20G822JS	81349	3	2	51B400	83490	7	3
RCR32G154JS	81349	3	6	51B500	83490	7	12
RCR32G273JS	81349	4	3	51C103	83490	2	3
RCR42G103JS	81349	3	5	51C114	83490	2	18
RCR42G122JS	81349	5	26	51C116	83490	6	9
RCR42G563JS	81349	3	4	51C118	83490	6	11
RCR42G823JS	81349	3	3	51C119	83490	6	21
RH25-6201J	91637	5	28	51D102	83490	1	8
RNC70K1004FS	81349	4	1	51D108	83490	2	7
RN75B3004F	81349	4	7	51D110	83490	7	17
ST6D47	14655	3	1	51D115	83490	2	15
S302AB	71785	5	21	51D315	83490	5	15
S55B	81856	2	2	51E101	83490	1	7
UPT111150	14655	5	22	551A104	83490	2	13

SECTION IV. NATIONAL STOCK NUMBER AND PART NUMBER INDEX (CONTINUED)

PART NUMBER	FSCM	FIG. NO.	ITEM NO.	PART NUMBER	FSCM	FIG. NO.	ITEM NO.
551A215	83490	6	16				
551A217	83490	6	22				
551B201	83490	7	6				
6X4WA	81349	1	3				
65N7WGTA	81349	1	2				
669-11-64	61007	5	1				
832	83330	5	7				
8702	72625	5	10				
9713-98	72825	5	8				
9727-137	72825	5	1				

RECOMMENDED CHANGES TO EQUIPMENT TECHNICAL MANUALS



THEN... JOT DOWN THE DOPE ABOUT IT ON THIS FORM, TEAR IT OUT, FOLD IT AND DROP IT IN THE MAIL!

SOMETHING WRONG WITH THIS MANUAL?

FROM: (YOUR UNIT'S COMPLETE ADDRESS)

Commander
Stateside Army Depot
ATTN: AMSTA-US
Stateside, N.J. 07703

DATE 10 July 1975

PUBLICATION NUMBER

TM 11-5840-340-12

DATE

23 Jan 74

TITLE

Radar Set AN/PSC-76

BE EXACT... PIN-POINT WHERE IT IS

IN THIS SPACE TELL WHAT IS WRONG AND WHAT SHOULD BE DONE ABOUT IT:

PAGE NO.	PARA-GRAPH	FIGURE NO.	TABLE NO.
----------	------------	------------	-----------

2-25	2-28		
3-10	3-3		3-1
5-6	5-8		

FO3

Recommend that the installation antenna alignment procedure be changed through to specify a 2° IFF antenna lag rather than 1°.

REASON: Experience has shown that with only a 1° lag, the antenna servo system is too sensitive to wind gusting in excess of 25 knots, and has a tendency to rapidly accelerate and decelerate as it hunts, causing strain to the drive train. Hunting is minimized by adjusting the lag to 2° without degradation of operation.

Item 5, Function column. Change "2 db" to "3db."

REASON: The adjustment procedure for the TRANS POWER FAULT indicator calls for a 3 db (500 watts) adjustment to light the TRANS POWER FAULT indicator.

Add new step f.1 to read, "Replace cover plate removed in step e.1, above."

REASON: To replace the cover plate.

Zone C 3. On J1-2, change "+24 VDC to "+5 VDC."

REASON: This is the output line of the 5 VDC power supply. + 24 VDC is the input voltage.

TYPED NAME, GRADE OR TITLE, AND TELEPHONE NUMBER

SSG I. M. DeSpirito 999-1776

SIGN HERE:

SSG I. M. DeSpirito

DA FORM 2028-2 (TEST)

1 AUG 74

P.S.--IF YOUR OUTFIT WANTS TO KNOW ABOUT YOUR MANUAL "FIND," MAKE A CARBON COPY OF THIS AND GIVE IT TO YOUR HEADQUARTERS.

HISA 1686-75

TEAR ALONG DOTTED LINE



SOMETHING WRONG WITH THIS MANUAL?

THEN...JOT DOWN THE DOPE ABOUT IT ON THIS FORM, TEAR IT OUT, FOLD IT AND DROP IT IN THE MAIL!

FROM: (YOUR UNIT'S COMPLETE ADDRESS)

DATE

PUBLICATION NUMBER

DATE

TITLE

BE EXACT...PIN-POINT WHERE IT IS

IN THIS SPACE TELL WHAT IS WRONG AND WHAT SHOULD BE DONE ABOUT IT:

PAGE NO.

PARA-GRAPH

FIGURE NO.

TABLE NO.

TEAR ALONG DOTTED LINE

TYPED NAME, GRADE OR TITLE, AND TELEPHONE NUMBER

SIGN HERE:

FILL IN YOUR
UNIT'S ADDRESS

FOLD BACK

DEPARTMENT OF THE ARMY

OFFICIAL BUSINESS

PENALTY FOR PRIVATE USE, \$300

POSTAGE AND FEES PAID
DEPARTMENT OF THE ARMY
DOD-314



Commander
US Army Electronics Command
ATTN: DRSEL-MA-Q
Fort Monmouth, New Jersey 07703

TEAR ALONG DOTTED LINE

FOLD BACK

REVERSE OF DA FORM 2028-2 (TEST)

FILL IN YOUR
UNIT'S ADDRESS

FOLD BACK

DEPARTMENT OF THE ARMY

OFFICIAL BUSINESS
PENALTY FOR PRIVATE USE, \$300

POSTAGE AND FEES PAID
DEPARTMENT OF THE ARMY
DOD-314



Commander
US Army Electronics Command
ATTN: DRSEL-MA-Q
Fort Monmouth, New Jersey 07703

TEAR ALONG DOTTED LINE

FOLD BACK

REVERSE OF DA FORM 2028-2 (TEST)

RECOMMENDED CHANGES TO EQUIPMENT TECHNICAL MANUALS



SOMETHING WRONG WITH THIS MANUAL?

THEN... JOT DOWN THE DOPE ABOUT IT ON THIS FORM, TEAR IT OUT, FOLD IT AND DROP IT IN THE MAIL!

FROM: (YOUR UNIT'S COMPLETE ADDRESS)

DATE

PUBLICATION NUMBER

DATE

TITLE

BE EXACT... PIN-POINT WHERE IT IS

IN THIS SPACE TELL WHAT IS WRONG AND WHAT SHOULD BE DONE ABOUT IT:

PAGE NO.	PARA-GRAPH	FIGURE NO.	TABLE NO.
----------	------------	------------	-----------

TEAR ALONG DOTTED LINE

TYPED NAME, GRADE OR TITLE, AND TELEPHONE NUMBER

SIGN HERE:

DA FORM 2028-2 (TEST)
1 AUG 74

P.S.--IF YOUR OUTFIT WANTS TO KNOW ABOUT YOUR MANUAL "FIND," MAKE A CARBON COPY OF THIS AND GIVE IT TO YOUR HEADQUARTERS.

FILL IN YOUR
UNIT'S ADDRESS

FOLD BACK

DEPARTMENT OF THE ARMY

OFFICIAL BUSINESS

PENALTY FOR PRIVATE USE, \$300

POSTAGE AND FEES PAID
DEPARTMENT OF THE ARMY
DOD-314



Commander
US Army Electronics Command
ATTN: DRSEL-MA-Q
Fort Monmouth, New Jersey 07703

TEAR ALONG DOTTED LINE

FOLD BACK

REVERSE OF DA FORM 2028-2 (TEST)

By Order of the Secretary of the Army:

BERNARD W. ROGERS
General, United States Army
Chief of Staff

Official:

PAUL T. SMITH
Major General, United States Army
The Adjutant General

DISTRIBUTION:

Active Army:

USASA(2)	USAICS (3)
COE (1)	MAAG (1)
TSG (1)	USARMIS (1)
USAARENBD (1)	Sig FLDMS (1)
DARCOM (1)	USAERDAA (1)
TRADOC (2)	USAERDAW (1)
OSMaj Comd (4)	Unitsorg under folTOE:
LOGCOMDS (3)	(1 cy each unit)
MICOM (2)	7
TECOM (2)	11-97
USASATC&S (2)	11-98
USACC (4)	11-117
MDW (1)	11-127
Armies (2)	11-302
Corps (2)	11-500 (AA-AC)
HISA (Ft Monmouth) (33)	12-107
Svc Colleges (1)	17
USASIGS (5)	29-1
USAADS (2)	29-11
USAFAS (2)	29-41
USAARMS (2)	29-42
USAIS (2)	29-51
USAES (2)	29-52
Instl (2) except	29-134
Fort Gillem (10)	29-136
Fort Gordon (10)	32-52
Fort Huachuca (10)	32-56
Fort Carson (5)	32-57
Ft. Richardson (ECOM) (2)	32-67
ANAD (4)	32-78
LBAD (14)	32-500
SAAD (30)	37
TOAD (14)	55-458
SHAD (3)	57
	67

NG: None

USAR: None

For explanation of abbreviations used, see AR 310-50.

DEPARTMENT OF THE ARMY
US ARMY AG PUBLICATIONS CENTER
1655 WOODSON ROAD
ST. LOUIS, MISSOURI 63114

OFFICIAL BUSINESS
PENALTY FOR PRIVATE USE \$300

POSTAGE AND FEES PAID
DEPARTMENT OF THE ARMY
DOD 314



This fine document...

Was brought to you by me:



[Liberated Manuals -- free army and government manuals](#)

Why do I do it? I am tired of sleazy CD-ROM sellers, who take publicly available information, slap “watermarks” and other junk on it, and sell it. Those masters of search engine manipulation make sure that their sites that sell free information, come up first in search engines. They did not create it... They did not even scan it... Why should they get your money? Why are not letting you give those free manuals to your friends?

I am setting this document FREE. This document was made by the US Government and is NOT protected by Copyright. Feel free to share, republish, sell and so on.

I am not asking you for donations, fees or handouts. If you can, please provide a link to liberatedmanuals.com, so that free manuals come up first in search engines:

<A HREF=<http://www.liberatedmanuals.com/>>Free Military and Government Manuals

- Sincerely
Igor Chudov
<http://igor.chudov.com/>
- [Chicago Machinery Movers](#)